



Wicker Elevated Cat & Dog Bed with Long Faux Fur Cushion Product Manual

SKU# 296678, 296679, 296680

S: 225.98 IN L X 19.68 IN W X 11.61 IN H

66 CM L X 50 CM W X 29.5 CM H

M: 29.13 IN L X 23.6 IN W X 11.61 IN H

74 CM L X 60 CM W X 29.5 CM H

L: 31.88 IN L X 26.37 IN W X 11.61 IN H

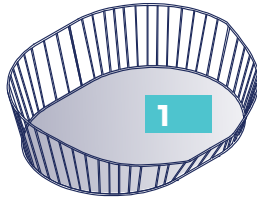
81 CM L X 67 CM W X 29.5 CM H

Assembly Instructions

Please read through all instructions before starting.

Parts Included

Prior to assembly, please be sure to identify and sort all parts shown below.



1 Wicker Bed




4 Metal Feet

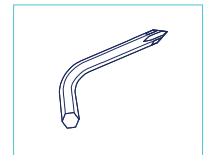


1 Cushion

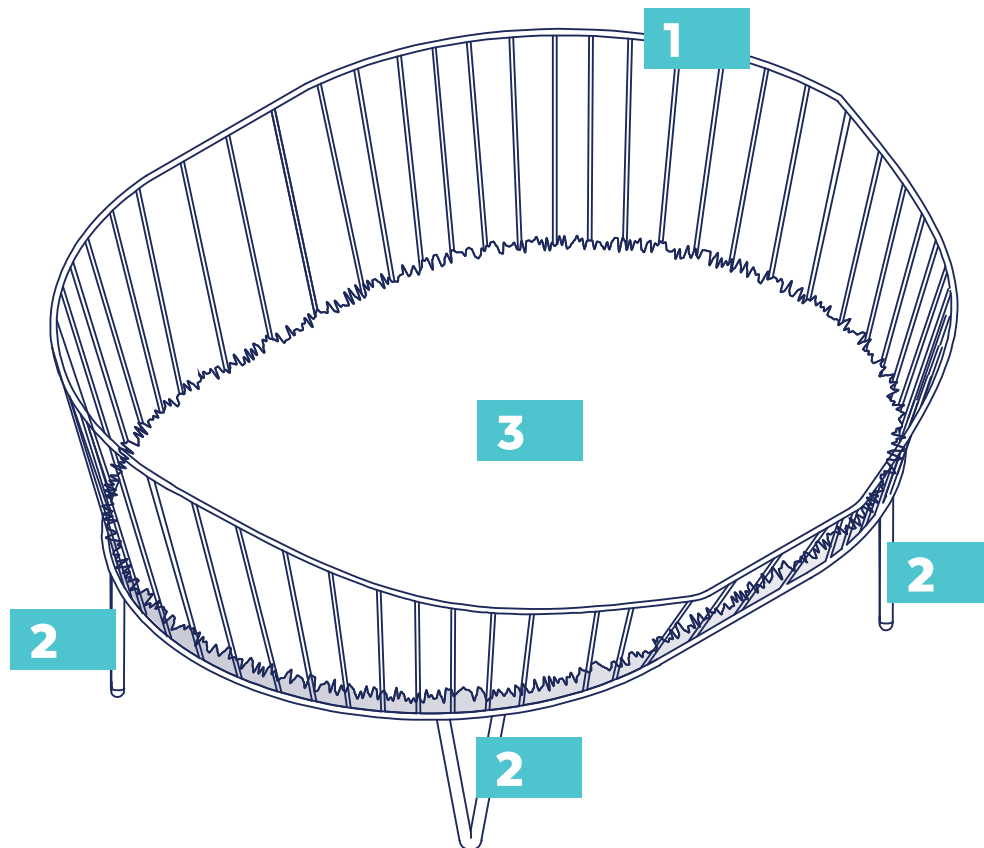
Accessories



16 + 2 Screws
4 x 16 mm



1
Allen wrench with
Phillips head

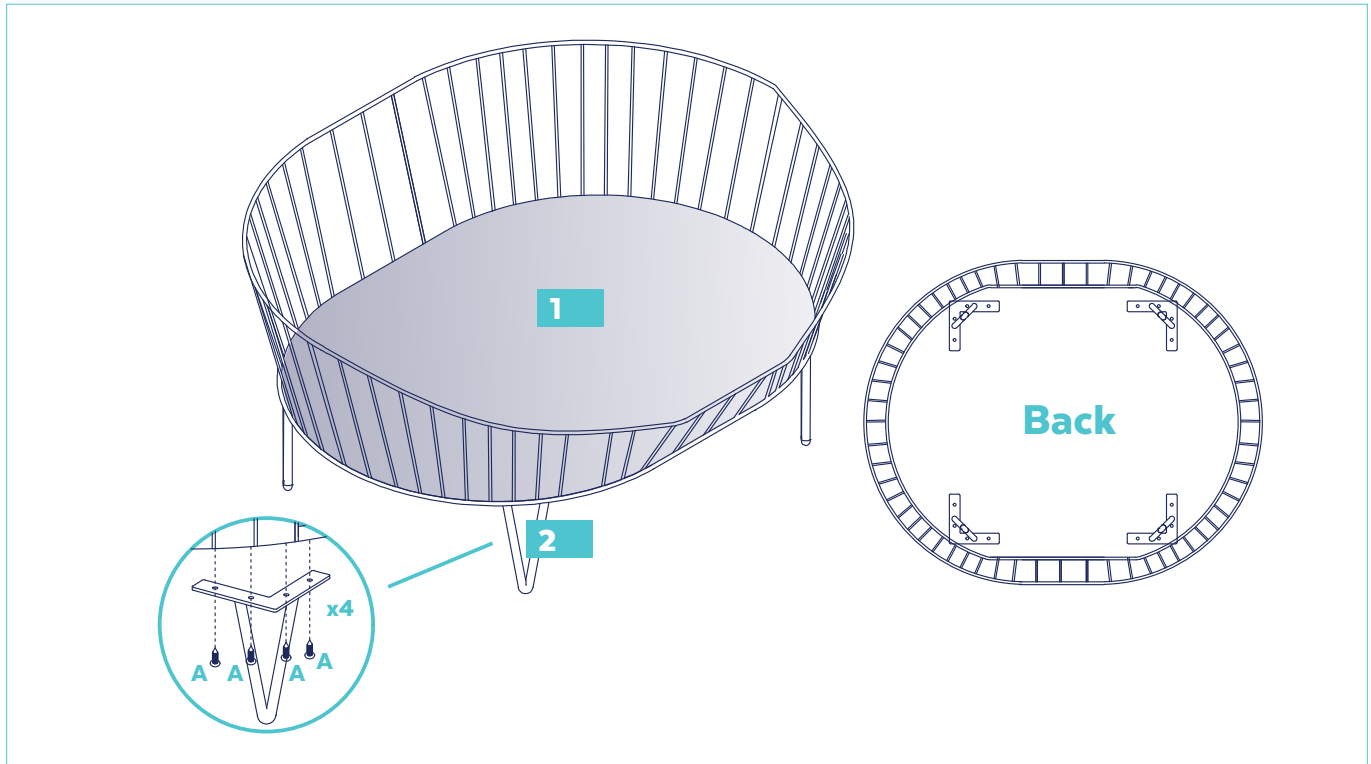


Call 1.800.672.4399 for questions

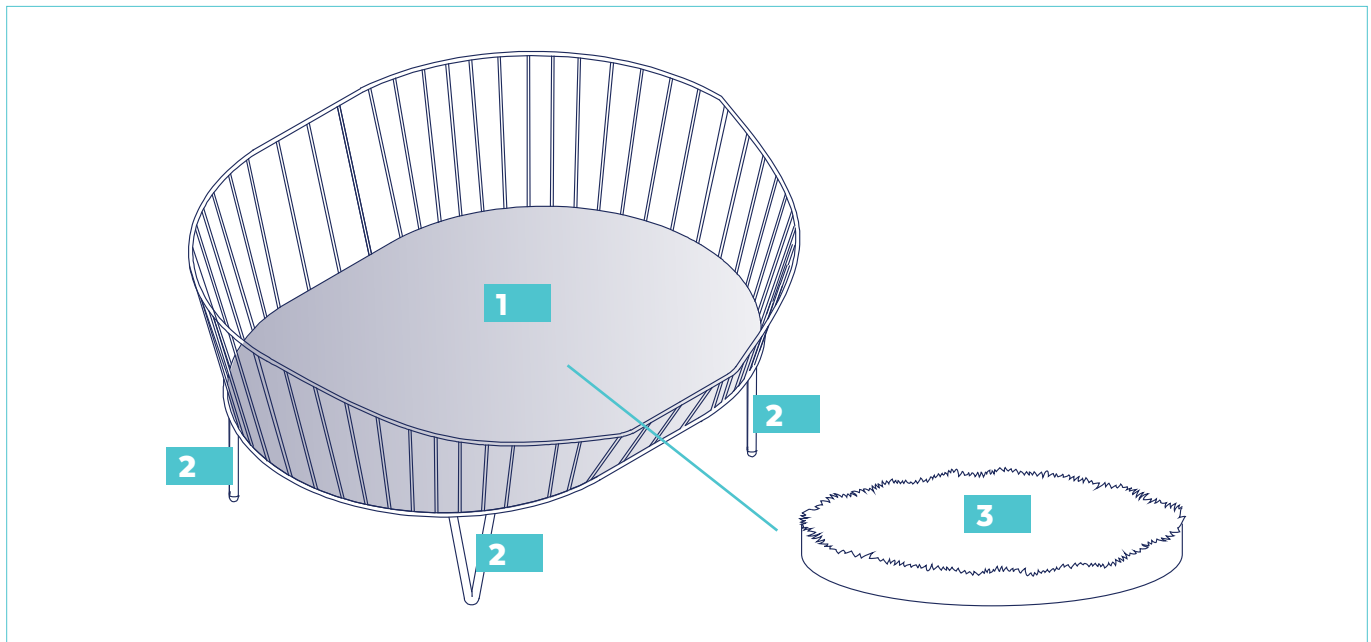
Assembly Instructions

Please Read Through All Instructions Before Starting

Step 1.



FINISHED ASSEMBLY



Warning & Cautions

Please read and follow all warnings and instructions to avoid injury or property damage.

This is not a toy, not for use with children.

Keep all small parts away from children / pets to avoid choking hazards.

For cat use only.

Should only be operated by a responsible adult.

Keep all tools and instructions in a safe place for future reference.

Follow the instructions carefully and make sure you've completed each step.

Cat tree should be placed on a flat level surface.

Never climb, rock, shake, step or hang on the cat tree.

Check your cat tree often for loose screws or parts that might need re-tightening.

If your cat tree gets torn or damaged, please discard it.

The product photo may vary slightly from your fully assembled cat tree as this product is continually being enhanced.

Cleaning & Instructions

Spot clean stains and vacuum fur (using small handheld or attachment) when necessary.

Questions?

**Call our friendly customer service anytime.
We're here 24/7 at 1.800.672.4399**