

CAGE STAND for hanging cages

Instructions online at www.prevuepet.com

CUSTOMER SUPPORT

Please contact Prevue Pet Products:

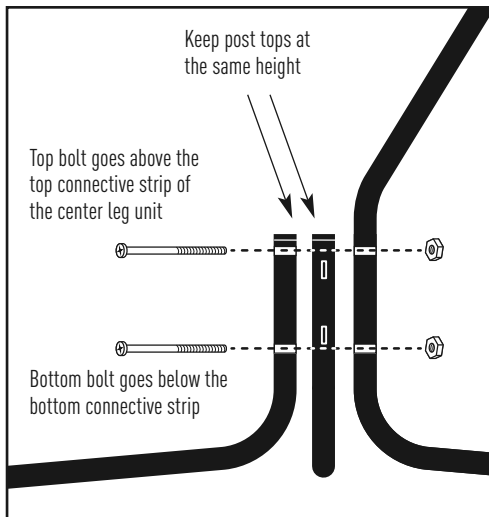
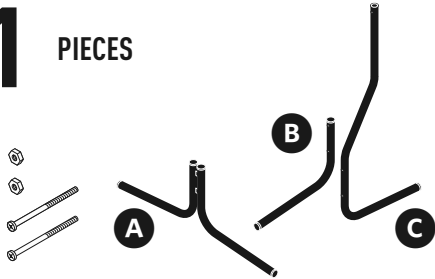
PHONE 1 (312) 243-3624

ONLINE www.prevuepet.com

EMAIL customerservice@prevuepet.com

TOOLS NEEDED (no tools are included) : • Slotted or phillips head screwdriver • Crescent wrench

1 PIECES

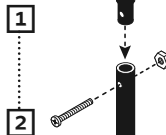


CUT-AWAY VIEW

2 PIECES



Insert post



Align holes,
insert short screw,
secure with bolt

3 PIECES



Assembly completed. ■