

# Guinea Habitat

MidWest Homes For Pets  
P.O. Box 1031  
Muncie, Indiana 47308  
800-428-8560  
midwesthomes4pets.com

## Assembly Instructions for 171GH

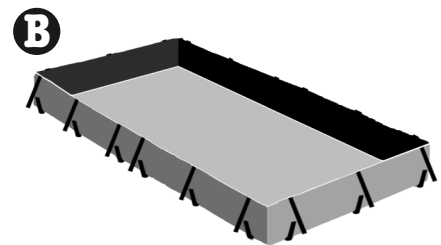
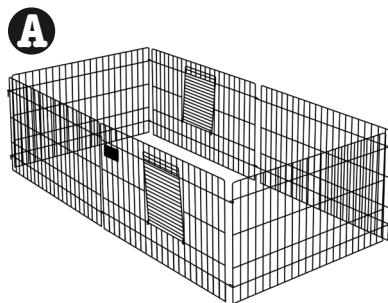
### Important Information

1. Please save sales receipt as proof of purchase for warranty purposes.
2. Contact MidWest Homes For Pets at 800-428-8560 if you find you are missing any parts listed below.

### Parts Identification

**A** Wire Pen

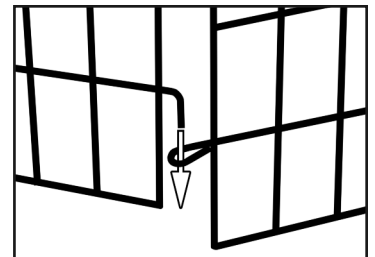
**B** Canvas Bottom



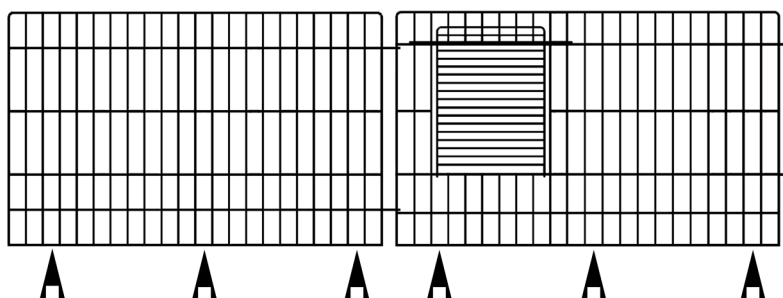
### Assembly Instructions

- 1** Connect the two ends of the pen by sliding the hooks on the end of pen through the loops on the other end of the pen. The top hook is longer than the bottom hook allowing the top hook to be partially inserted while lining up the bottom hook.

Note: If assembling pen for use as single unit, configure so doors open outward. If assembling for use as add-on, configure so doors open inward to be used as ramp between pens.



- 2** Set up pen in rectangular configuration.
- 3** Open Canvas Bottom with Velcro straps on the outside. Lay the Canvas Bottom inside the assembled pen.
- 4** Attach the Velcro strap to the pen in the noted locations below. Wrap the lower strap underneath the bottom wire, and the upper strap over the top of the fourth wire from the top.




# Washing Instructions



When necessary, hand wash the inside of the Canvas Bottom with water and mild detergent and dry flat. Machine washing is not recommended.

# Guinea Habitat Accessories

MidWest takes advantage of the fact that guinea pigs don't climb or jump by using an open top environment allowing easy interaction with your pet. Be cautious with other animals or small children accessing the guinea pigs. MidWest offers guinea Habitat sectional, lift-up top panel (Model 171GHPTP) for in this situation.



MidWest also discovered that by keeping food, water and treats in a contained area of the Habitat, guinea pigs will tend to "do their business" in that same area. At the same time, you will use a fraction of the bedding. To help define that area, MidWest offers a Dividing Panel (Model 171GHPDP.) The panel includes a lower cover and a 2 sided ramp with a cover which can be locked up in position to contain your pet while cleaning.







Any combination of MidWest's Guinea Habitat and Guinea Habitat Plus can be joined together to provide even more play area for your guinea pig. Set up the pen so the doors open inward. Align to opening with the opening of the other Habitat. Use a MidWest Guinea Habitat Ramp Cover (Model 171GHPRC) to secure the pens together and also provide a suitable surface. Either ramp can be raised and locked in place to contain your pet on one side while cleaning the other side.

# Guinea Pig Care

## Guinea Pig Needs

1. **Spacious cage:** Experts agree that space (square footage) is the most important point when housing a guinea pig.

Cage Size Recommendations			
Number of Guinea Pigs	Minimum	Preferred	Guinea Habitats
	7 sq. ft.	8 sq. ft.	One
	8 sq. ft.	8 sq. ft.	One or More
	10 sq. ft.	16 sq. ft.	Two
	12 sq. ft.	16 sq. ft.	Two or More

2. **Food:** Guinea pig food pellet should make up most of the diet. Feed twice daily (morning, night.) Offer small amounts of fresh fruits and vegetables. Clean up leftover food so it doesn't spoil. Note: Guinea pigs can't store or manufacture vitamin C. If the food pellets don't contain vitamin C, a section of orange or other fruits and vegetables high in vitamin C should be added to the diet.)

3. **Treats & Chews:** Hard, crunchy treats and chews help keep the ever-growing teeth trimmed.

4. **Hayrack:** Make Timothy hay available at all times (Note: Hay aids in their digestion.)

5. **Heavy food dishes**

6. **Water bottle:** Make clean, fresh water available at all times.

7. **Hiding house/tube:** Guinea pigs like to hide when they are playing and also when they are startled.

8. **Bedding:** Paper product bedding designed for guinea pigs, aspen or kiln-dried pine shavings.

## Guinea Pig "No-No's"

1. **Cedar and raw pine (not kiln-dried) shavings:** These contain oils which can contribute to respiratory problems. Sawdust and cat litter should also not be used due possible inhalation or eating.

2. **Liter boxes:** not normally used

3. **Exercise wheels & exercise balls:** these are very bad for guinea pigs and can cause crippling injuries to their back, feet, and toes

4. **Expanding a cage upward to increase square footage:** experts recommend a one level living area

## Guinea Pig Tips and Facts

1. Lift and hold you guinea pig firmly but gently.

2. Place the Guinea Habitat in a dry area with constant temperature (65° - 75°) out of direct sunlight & drafts.

3. Remove soiled bedding and spot clean daily.

4. Clean the Habitat weekly.

5. Search the internet for additional information on the proper care for guinea pigs or "cavies"...a common name for guinea pigs from the scientific name Cavia.

## **TOLL-FREE SERVICE HELPLINE:**

If you have any problems or questions with the assembly of the Leap & Sleep, call our Service helpline at 1-800-428-8560 between 9:00 am and 4:00 pm (EST) M - F.

## **LIMITED MANUFACTURERS WARRANTY**

1. For one (1) year from the date of original purchase, MIDWEST Homes For Pets ("MIDWEST") warrants to the purchaser of this product that, should it prove defective by reason of improper workmanship and/or material, MIDWEST will repair or replace, at its option, any defective part of the pet home, without charge for the part or for shipping. Replacement parts are warranted for the remainder of the original period.
2. **THIS WARRANTY DOES NOT COVER** defects in the wire enclosure caused by any animal, any physical abuse to or misuse of the pet home, any damage caused by the original purchaser or any third party, or any defects arising or discovered more than one (1) year from the original retail purchase date.
3. **STEPS TO OBTAIN WARRANTY SERVICE:**
  - A. The purchaser must call MIDWEST's HELPLINE, 800-428-8560, to report the alleged defect to a customer service representative or obtain missing parts.
  - B. The customer service representative will determine if the defect is covered by this warranty, and if it is, will authorize and instruct the purchaser in how to obtain corrective action.
  - C. MIDWEST may require the purchaser to present the sales receipt or other proof of purchase prior to authorizing any return or replacement. No returns or replacements will be permitted without proper authorization. If a return or replacement is authorized, you may be requested to return the item to MIDWEST or to make the item available for pick-up by MIDWEST.
4. **ANY EXPRESS WARRANTY NOT PROVIDED IN THIS WARRANTY DOCUMENT, AND ANY REMEDY FOR BREACH OF CONTRACT THAT, BUT FOR THIS PROVISION, MIGHT ARISE BY IMPLICATION OR OPERATION OF LAW, IS HEREBY EXCLUDED AND DISCLAIMED. THE IMPLIED WARRANTIES OF MERCHANTABILITY AND OF FITNESS FOR ANY PARTICULAR PURPOSE ARE EXPRESSLY LIMITED TO A TERM OF ONE (1) YEAR. SOME STATES DO NOT ALLOW LIMITATIONS ON HOW LONG AN IMPLIED WARRANTY LASTS, SO THE ABOVE LIMITATIONS MAY NOT APPLY TO YOU.**
5. **UNDER NO CIRCUMSTANCES SHALL MIDWEST BE LIABLE TO PURCHASER OR ANY OTHER PERSON OR ANY SPECIAL, INCIDENTAL OR CONSEQUENTIAL DAMAGES, WHETHER ARISING OUT OF BREACH OF WARRANTY, BREACH OF CONTRACT OR OTHERWISE, SOME STATES DO NOT ALLOW THE EXCLUSION OR LIMITATIONS OF INCIDENTAL OR CONSEQUENTIAL DAMAGES, SO THE ABOVE LIMITATIONS OR EXCLUSION MAY NOT APPLY TO YOU.**
6. This warranty gives you specific legal rights, and you may also have other rights which vary from state to state.



P.O. Box 1031  
Muncie, Indiana 47308  
800/428-8560

[www.midwesthomes4pets.com](http://www.midwesthomes4pets.com)

Copyright 2008 Mid-West Metal Products, Inc.