



28-in Faux Fur Cat Tree Product Manual

SKU# 105072, 163747

20 IN L X 19 IN W X 28 IN H

51 CM L X 48.3 CM W X 71 CM H

Assembly Instructions

Please read through all instructions before starting.

Parts Included

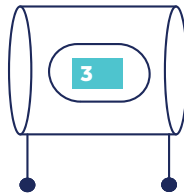
Prior to assembly, please be sure to identify and sort all parts shown below.
No additional tools required.



1 Bi-Fold Base Board



1 Platform



1 Apartment



1 Scratching Post
10.83 inch



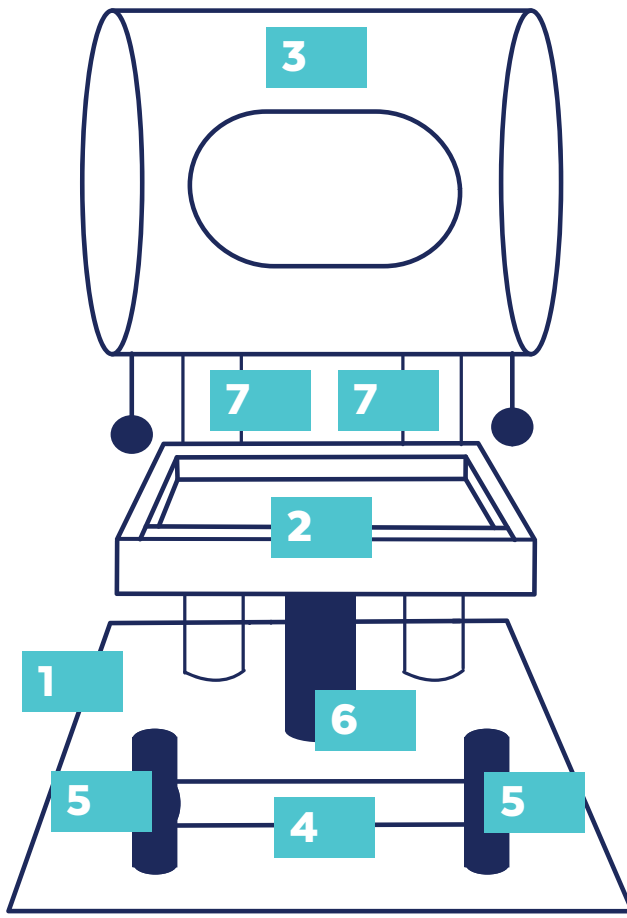
2 Posts
5.91 inch



1 Post
10.24 inch




2 Scratching Posts
17.32 inch



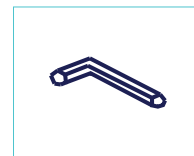
Accessories



8 Bolts
40 mm



3 Washers
25 mm



1
5 mm Allen Wrench



NO



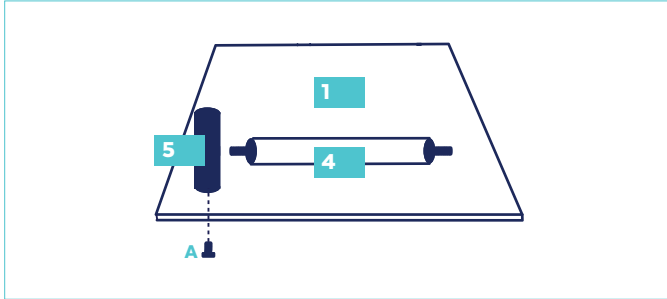
YES

Call 1.800.672.4399 for questions

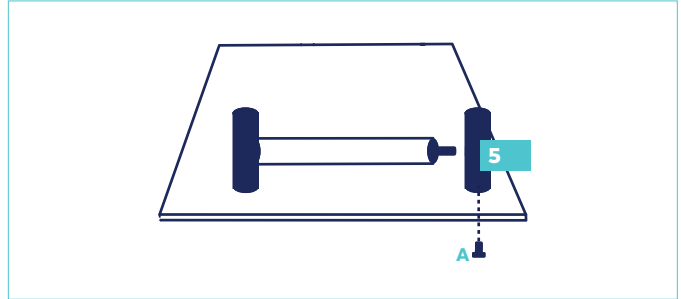
Assembly Instructions

Please Read Through All Instructions Before Starting

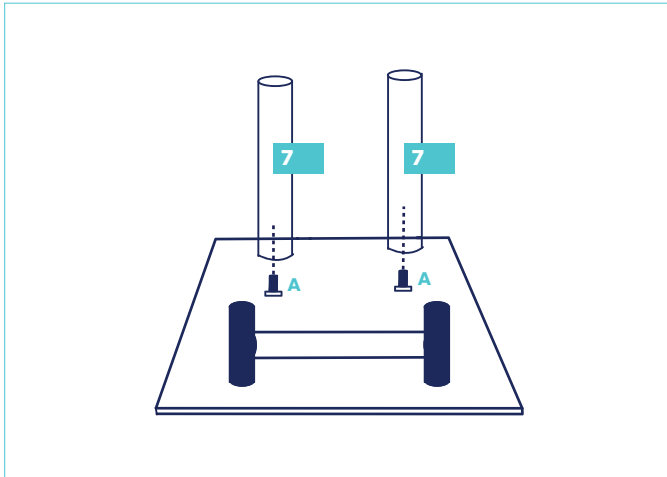
Step 1.



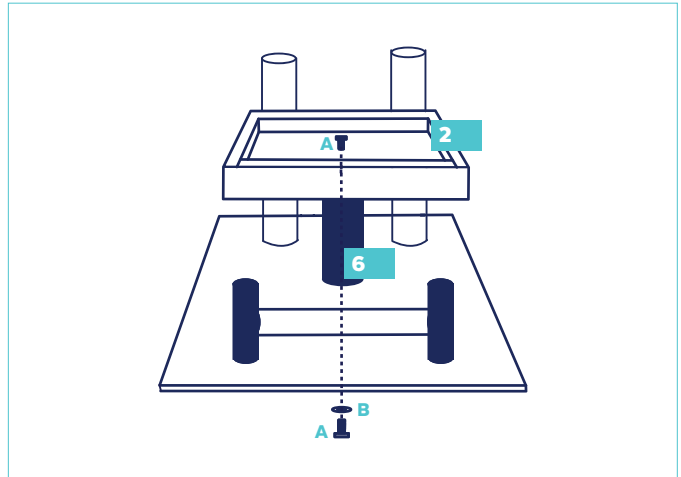
Step 2.



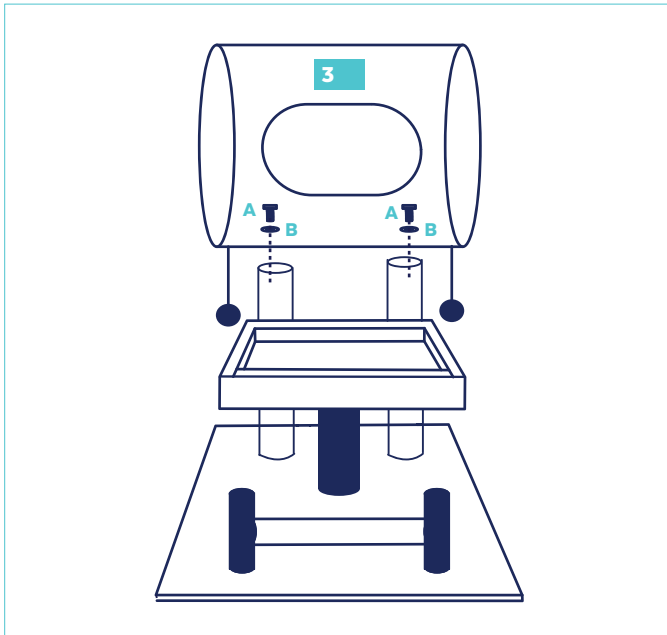
Step 3.



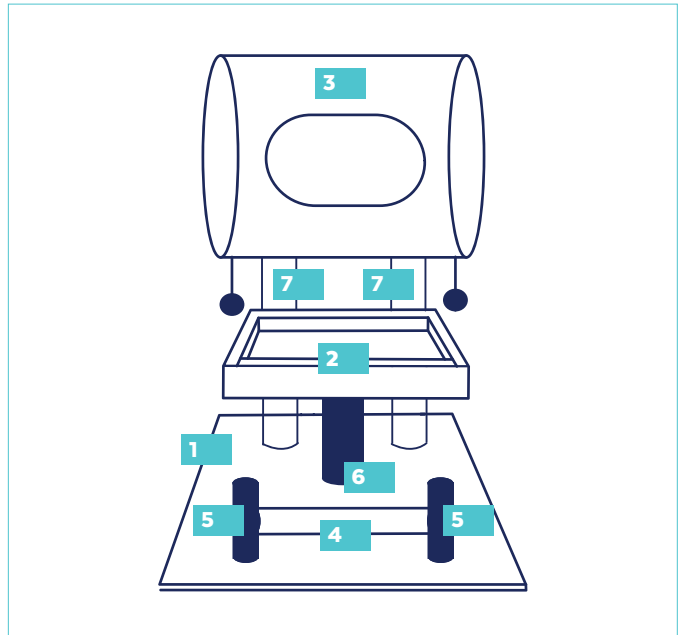
Step 4.



Step 5.



FINISHED ASSEMBLY



Warning & Cautions

Please read and follow all warnings and instructions to avoid injury or property damage.

This is not a toy, not for use with children.

Keep all small parts away from children / pets to avoid choking hazards.

For cat use only.

Should only be operated by a responsible adult.

Keep all tools and instructions in a safe place for future reference.

Follow the instructions carefully and make sure you've completed each step.

Cat tree should be placed on a flat level surface.

Never climb, rock, shake, step or hang on the cat tree.

Check your cat tree often for loose screws or parts that might need re-tightening.

If your cat tree gets torn or damaged, please discard it.

The product photo may vary slightly from your fully assembled cat tree as this product is continually being enhanced.

Cleaning & Instructions

Spot clean stains and vacuum fur (using small handheld or attachment) when necessary.

Questions?

**Call our friendly customer service anytime.
We're here 24/7 at 1.800.672.4399**