



20-in Faux Fur Cat Tree Product Manual

SKU# 105074, 163745, 163746, 211408

22 IN L X 22 IN W X 20 IN H

55.9 CM L X 55.9 CM W X 50.8 CM H

Assembly Instructions

Please read through all instructions before starting.

Parts Included

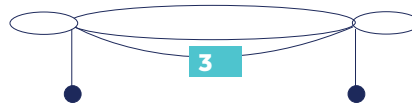
Prior to assembly, please be sure to identify and sort all parts shown below.
No additional tools required.



1 Baseboard



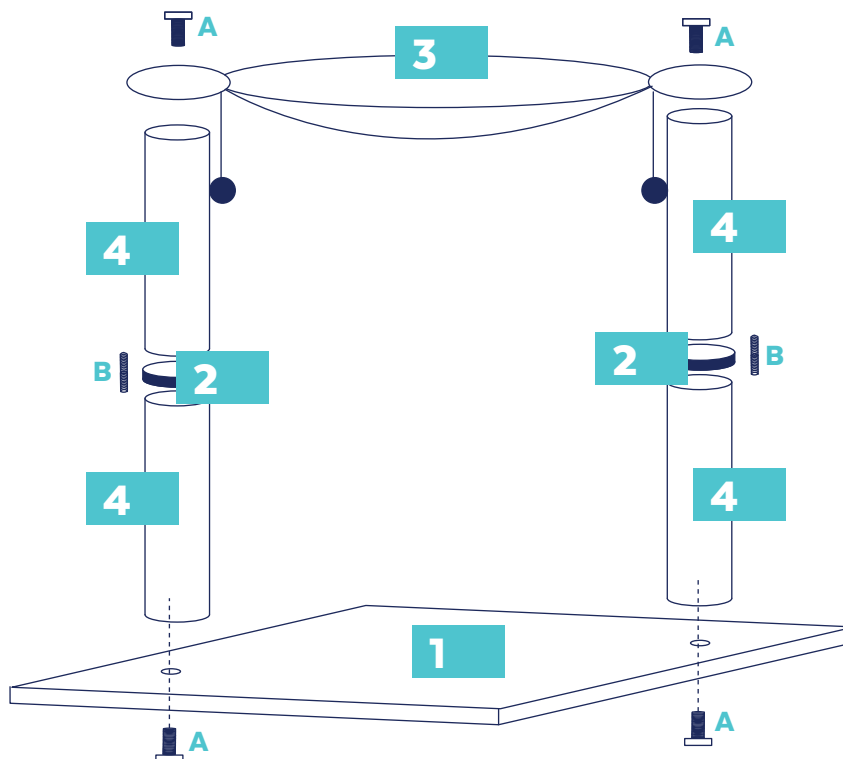
2 Connectors



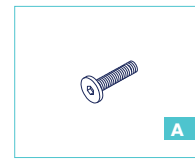
1 Perch




4 Scratching Posts
9.06 inch



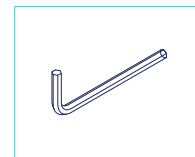
Accessories



4 Bolts
M10 mm x 40 mm



2 Double-Sided Bolts
M10 mm x 85 mm



1
5 mm Allen Wrench



NO



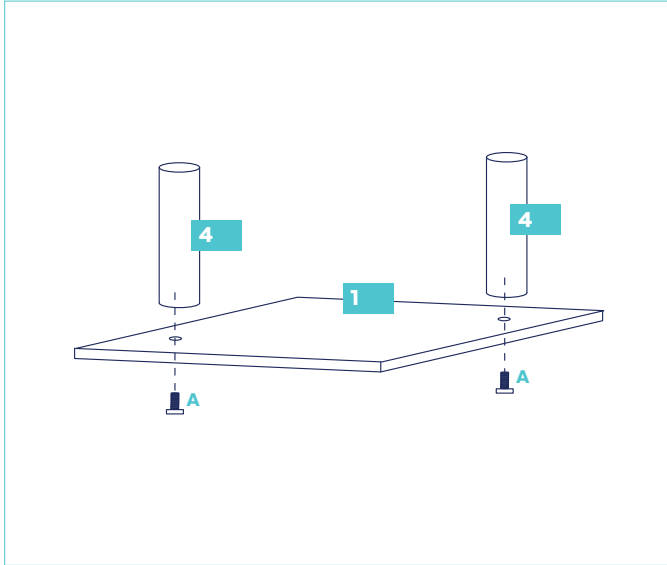
YES

Call 1.800.672.4399 for questions

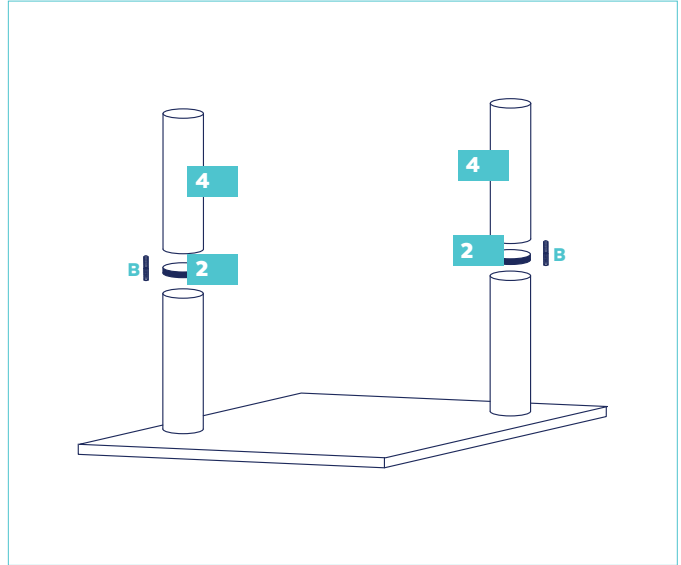
Assembly Instructions

Please Read Through All Instructions Before Starting

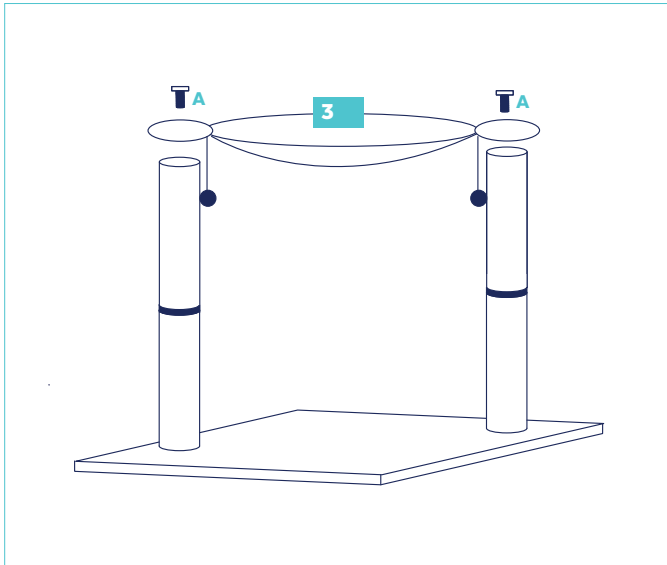
Step 1.



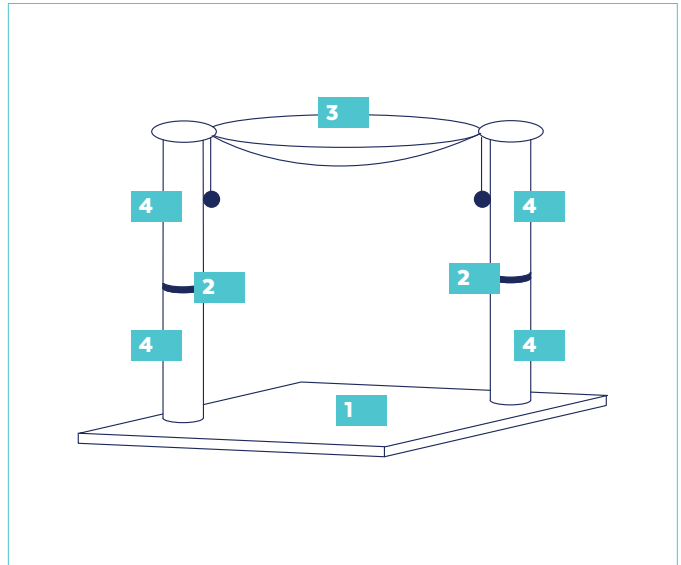
Step 2.



Step 3.



FINISHED ASSEMBLY



Warning & Cautions

Please read and follow all warnings and instructions to avoid injury or property damage.

This is not a toy, not for use with children.

Keep all small parts away from children / pets to avoid choking hazards.

For cat use only.

Should only be operated by a responsible adult.

Keep all tools and instructions in a safe place for future reference.

Follow the instructions carefully and make sure you've completed each step.

Cat tree should be placed on a flat level surface.

Never climb, rock, shake, step or hang on the cat tree.

Check your cat tree often for loose screws or parts that might need re-tightening.

If your cat tree gets torn or damaged, please discard it.

The product photo may vary slightly from your fully assembled cat tree as this product is continually being enhanced.

Cleaning & Instructions

Spot clean stains and vacuum fur (using small handheld or attachment) when necessary.

Questions?

**Call our friendly customer service anytime.
We're here 24/7 at 1.800.672.4399**