



78" Cat Tree

Product Manual

SKU#128081

27 inch L x 25 inch W x 78 inch H
68.5 cm L x 63.5 cm W x 198 cm H

Assembly Instructions

Please Read Through All Instructions Before Starting

Parts Included

Prior to assembly, please be sure to identify and sort all parts shown below.



1PC Baseboard
23.5 inches x 21.5 inches x 0.8 inches



2PCS Platform
11.8 inches x 11.8 inches x 0.8 inches



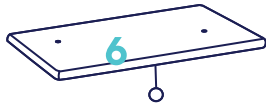
1PC Platform
23.5 inches x 21.5 inches x 0.8 inches



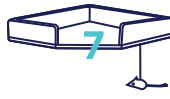
1PC Platform
23.5 inches x 21.5 inches x 0.8 inches



1PC Apartment
13.4 inches x 13.4 inches x 11.8 inches



1PC Platform
20 inches x 11.8 inches x 0.8 inches



1PC Perch
13.4 inches x 13.4 inches x 2.4 inches



1PC Post
8.5 inches



2PCS Post
9.8 inches



1PC Scratching Post
11.8 inches

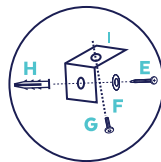


8PCS Scratching Post
20.5 inches

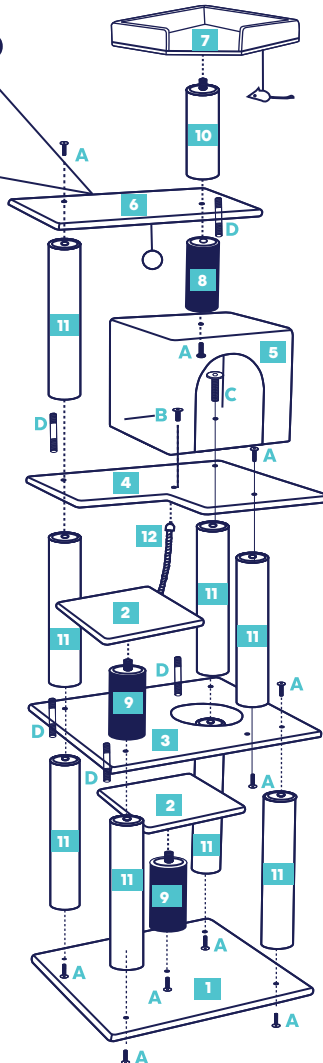


1PC Rope

PRE-DRILLED HOLE
(on bottom of platform)



WALL MOUNTING KIT



Accessories



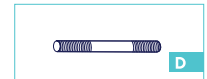
10PCS
46mm Bolt



1PC
31mm Bolt



1PC
60mm Bolt



5PCS
90mm Double-sided Bolt



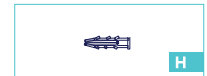
1PC
30mm Screw



1PC
18mm Washer



1PC
16mm Bolt



1PC
30mm Drywall Anchor



1PC
Bracket



1PC
4mm Allen Wrench



1PC
5mm Allen Wrench



NO

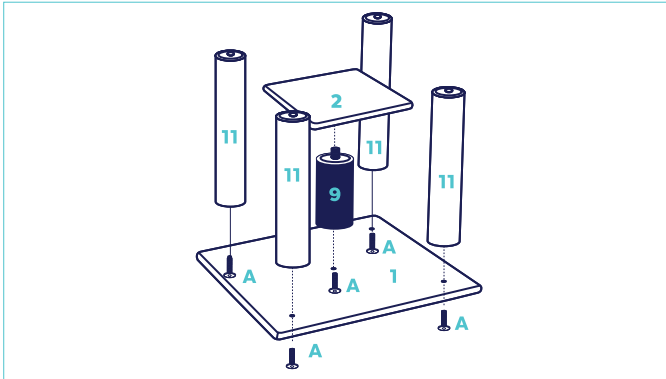


YES

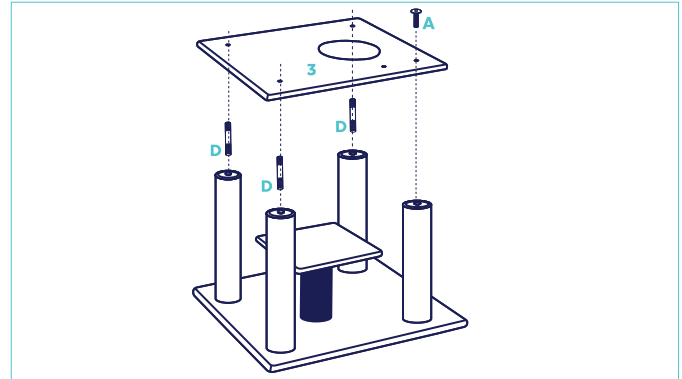
Call 1.800.672.4399 for questions

Assembly Instructions

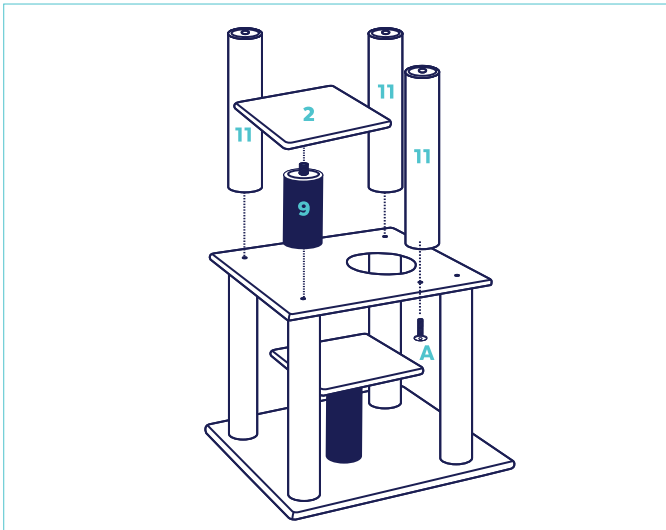
Please Read Through All Instructions Before Starting



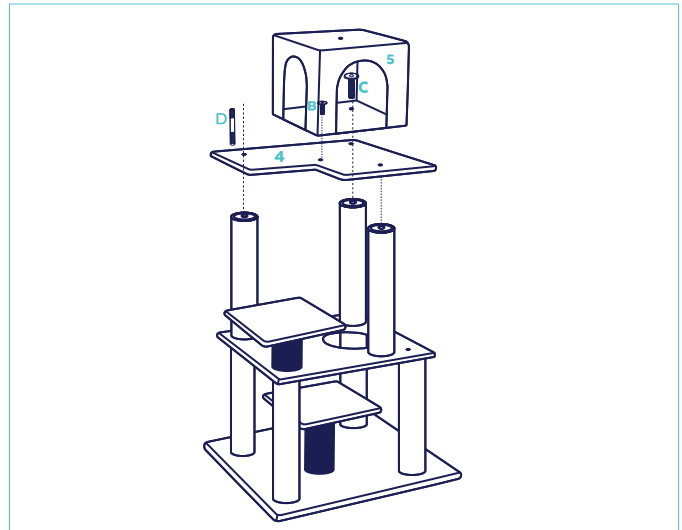
Step 1.



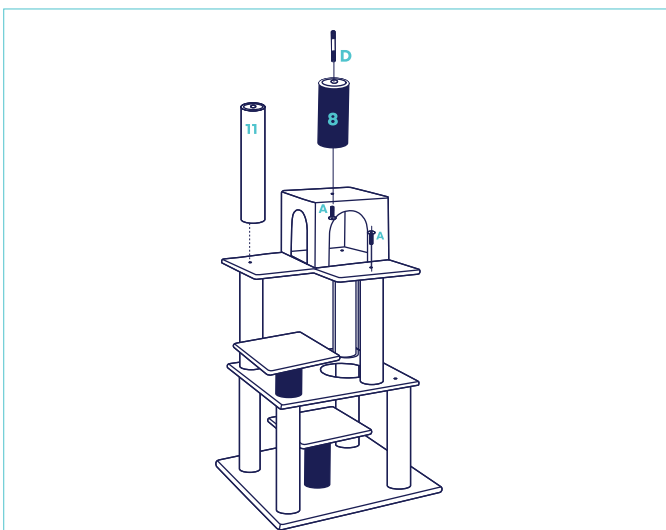
Step 2.



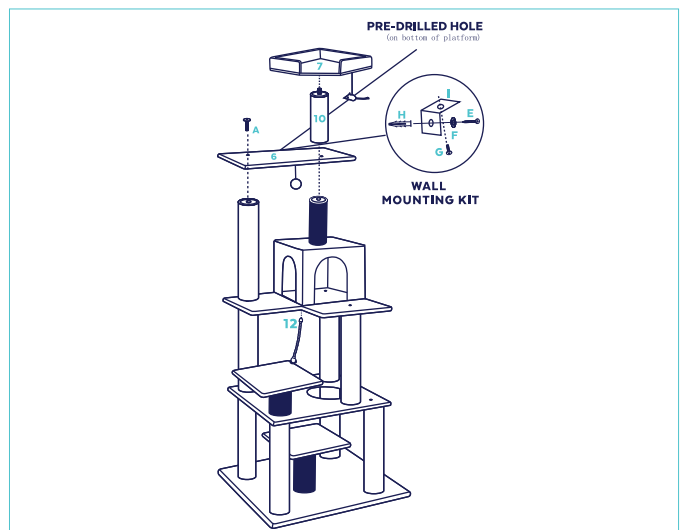
Step 3.



Step 4.



Step 5.



FINISHED ASSEMBLY

Call 1.800.672.4399 for questions

Warning & Cautions

Please read and follow all warnings and instructions to avoid pet injury or property damages.

This cat tree is intended for single cat use only, please keep children away.

Keep all small parts away from children / pets to avoid choking hazards.

Keep all tools and instructions in a safe place for future reference.

Follow the instructions carefully and make sure you've completed each step.

Never climb, rock, shake, step or hang on the cat tree.

Place your cat tree indoors, away from direct sunlight or damp areas.

Cat trees should be placed on a flat, level surface for stability.

Check your cat tree often for loose screws or parts that might need re-tightening.

If your cat tree gets torn or damaged, please discard it.

The product photo may vary slightly from your fully assembled cat tree as this product is continually being enhanced.

Cleaning & Instructions

Spot clean stains and vacuum fur (using small handheld or attachment) when necessary.

Questions?

Call our friendly customer service anytime.

We're here 24/7 at 1.800.672.4399