

# CARE AND OPERATING INSTRUCTIONS FOR PONDMASTER® 9.5, 12 & 18 PUMPS

ITEM # 02710, 02712, 02718, 02720, 02722 & 02728

## FEATURES

The pump is a magnetically driven centrifugal water pump. It has no seals to wear and contains no oil. The pump can be used submerged or inline. Inline means connections are made directly to the pump inlet and outlet ports, which have 3/4" NPT threads. All electrical components are encapsulated in epoxy. The energy used is approximately 1/2 of regular driven pumps. The prefilter is provided for use in situations where debris in the water could clog or damage the pump. This helps to give uninterrupted service.

## INLINE PIPING

Centrifugal pumps cannot pull water from a lower level. In order to start, pump must be below water level and filled with water. Unless the air can escape from the outlet, the pump will not start. Do not use glues or solvents to connect the pumps threaded fittings. Use Teflon pipe tape. The pump cover is not designed to support long pipe runs or to correct pipe misalignment.

## SERVICE AND MAINTENANCE

The pump cover should occasionally be removed to clean and inspect the impeller assembly. The impeller is the only serviceable item and can be pulled out of the body. Do not take the impeller apart. If it is worn or broken the entire impeller assembly should be replaced. This will restore the pump to original capacity. Pumps taken out of service for an extended period with fluid inside run the risk of forming a crust which may prevent subsequent starting. Saltwater should be flushed out with fresh water. Always check cord for sharp bends which can cause premature cracking. Do not use power cord to lift or move pump. Other than Impeller maintenance, this appliance has no user serviceable parts.

**Magnet impeller assembly must be routinely cleaned to remove accumulations of scale or calcium. This procedure should be done at least once every three months - or more often if the water conditions require it. Salt water and hard water environments require more frequent cleaning.**

Pondmaster® PUMPGUARD™ WATER PUMP MAINTENANCE SOLUTION (sold separately) will instantly loosen scale, lime, rust and other detritus from moving parts and impeller chamber. Most build-up can be removed without disassembling the pump.

- 1) Disconnect power to pump
- 2) Remove pump from water.
- 3) Position pump with volute inlet facing upwards
- 4) Pour PumpGuard into volute inlet until full.
- 5) Allow to soak for 2 to 3 minutes.
- 6) Thoroughly rinse with clean water.
- 7) Place pump back into service.

PUMPGUARD™ pump maintenance solution is available in three sizes:  
4 oz. -----Impeller/Volute Treatment -----Item # 03905  
32 oz. -----Soak/Dunk & Impeller treatment-----Item # 03907  
128 oz. -----Commercial Size -----Item # 03909

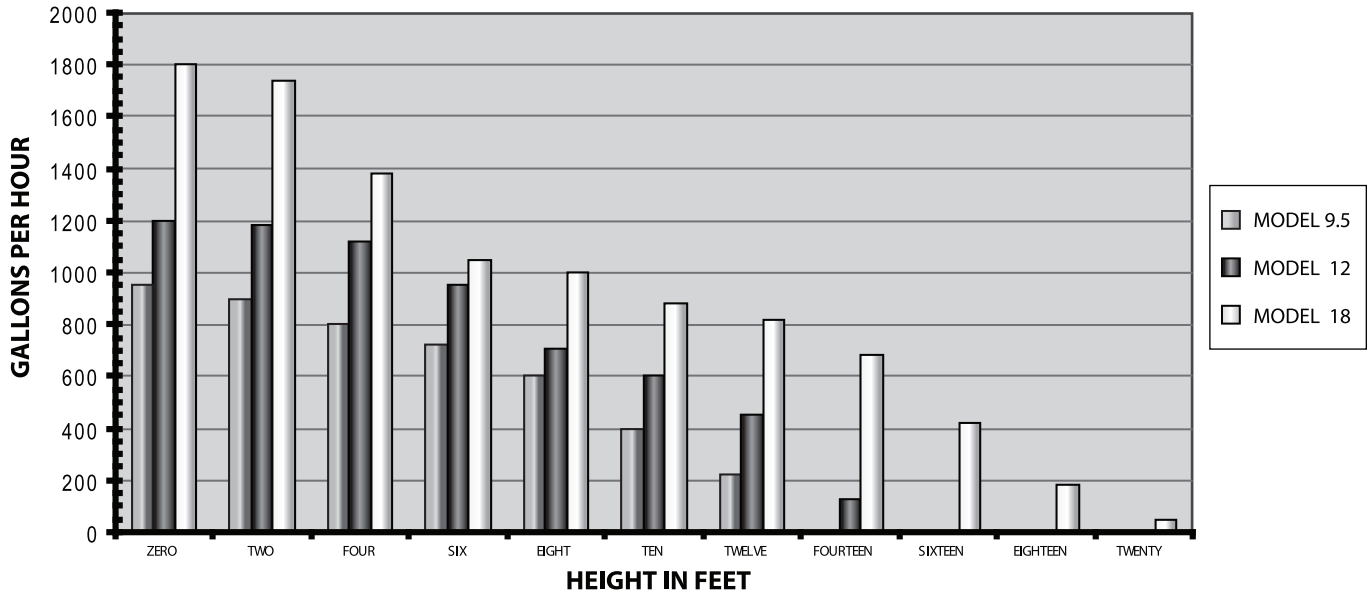
**CAUTION** The pump is intended to pump water only. It cannot be used to pump oil, solvents, or gasoline. Although the pump will continue to run if there is no water, after 30 minutes damage may occur if allowed to run dry.

**ELECTRICAL PRECAUTIONS: WARNING** - Risk of electric shock - This pump is supplied with a grounding conductor and grounding-type attachment plug. To reduce the risk of electric shock, be certain that it is connected only to a properly grounded, grounding-type receptacle. Always use a properly grounded outlet. Do not immerse plug in water. **DO NOT REACH INTO WATER TO REMOVE PLUG.** TURN OFF CIRCUIT FIRST. A "drip loop" should be provided. The "drip loop" is a loop in the cord below the level of the receptacle or plug that prevents water from traveling along the cord. The National Electric Code requires that a ground fault circuit interrupter (GFCI) be installed in the branch circuit supplying fountain or pond equipment. Your dealer can supply GFCI units. **NEVER REMOVE GROUND PIN FROM PLUG. WARNING: FOR YOUR PROTECTION ALWAYS UNPLUG THE UNIT FROM ITS POWER SOURCE BEFORE INSTALLING OR SERVICING. SHOULD THE UNIT APPEAR TO BE NOT WORKING DO NOT REACH, REMOVE OR DISASSEMBLE BEFORE YOU DISCONNECT POWER.**

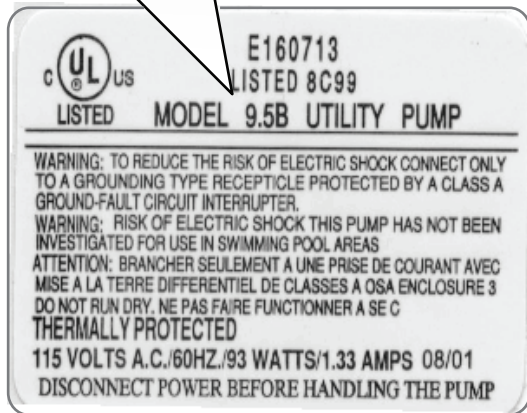
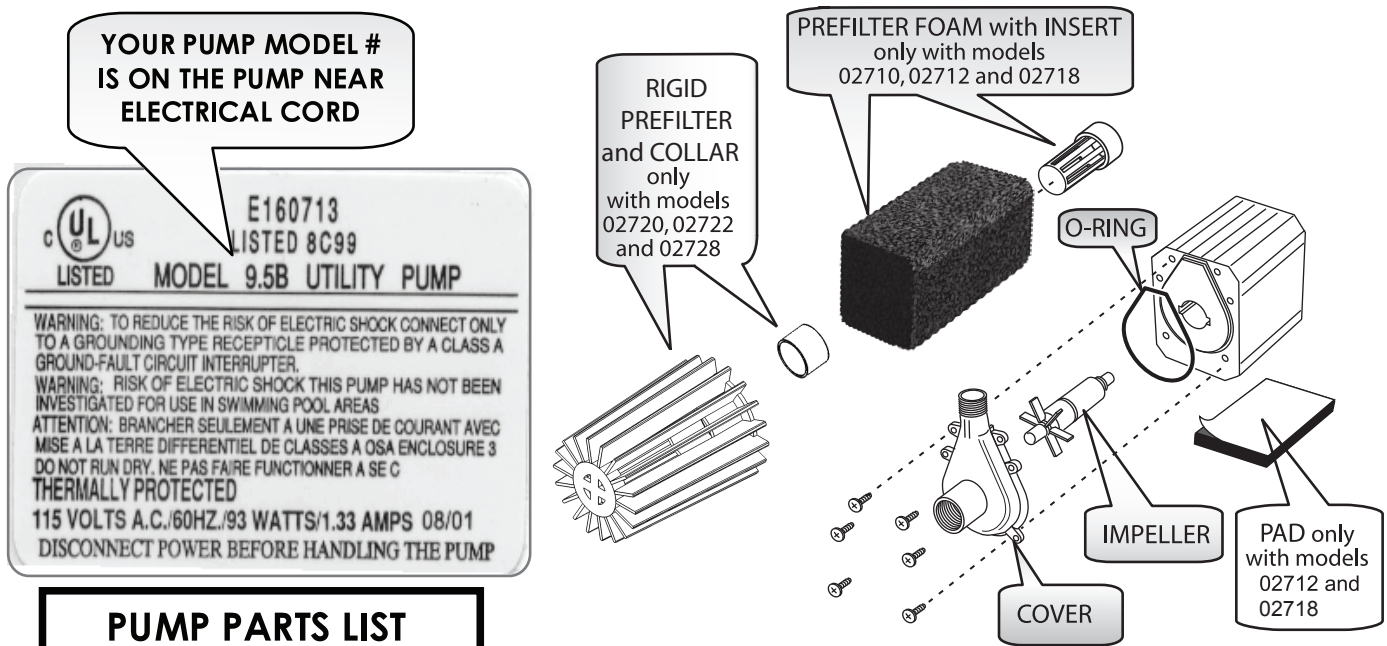
**LIMITED WARRANTY** Danner pumps are warranted against failure due to defects in materials and/or workmanship as follows: Pump body, cover and filter and accessories within five years of original purchase. Impeller and internal moving parts within one year of original purchase. This warranty does not cover any replaceable filtering material supplied with the pump or filter as it is considered expendable. This warranty covers defects occurring under normal use. The warranty and remedies set forth herein are conditional upon proper installation, use, maintenance, storage, and conformance with the applicable use. It will be based upon Danner Mfg. discretion as to whether the defects are of manufacturing origin. For warranty repair, return only the part that is defective to our factory. Please include a dated proof of purchase and \$5.00 for postage and handling. Any damages due to improper installation are not covered by this warranty. This warranty does not apply to appearance or accessory items. This warranty does not include damage due to handling, transportation, unpacking, setup, installation, repair or replacement of parts supplied by any other than Danner Mfg.; improper maintenance, modification or repairs by the purchaser; abuse, misuse, neglect, accident, fire, flood, or other acts of God. Any oral statements about this product made by the seller, the manufacturer, their representatives or any other parties do not constitute warranties and shall not be relied upon by the user and are not part of this contract. Neither the seller nor the manufacturer shall be liable for any injury, loss or damages, direct, incidental, or consequential, including but not limited to incidental or consequential damage for lost profits, lost sales, injury, and inability to use the product and the user agrees that no other remedy is available. Before using, the user shall determine the suitability of the product for their intended use and the user shall assume all risk liability whatsoever in connection therewith. To validate this warranty, keep your proof of purchase (copy of sales receipt from a certified Pondmaster or Supreme dealer). Warranty covers the repair or prorated replacement of the Danner Mfg. products. Danner Mfg. denies all liability for any other loss including but not limited to loss of equipment, income, livestock, vegetation or personal injury. **THE FOLLOWING VOIDS WARRANTY: LINE CORD OR PLUG IS ALTERED OR CUT, PRODUCT LABELS ARE DEFACED OR REMOVED, PRODUCT IS IMPROPERLY INSTALLED OR MAINTAINED BY USER OR THEIR AGENT. PRODUCT IS ABUSED, MISUSED, OR DAMAGED BY USER OR THEIR AGENT. PRODUCT IS NOT REMOVED FROM SERVICE AND DRIED DURING FREEZING CONDITIONS.**

# PARTS LIST AND SPECIFICATIONS FOR PONDMASTER® MAGNETIC DRIVE 9.5/12/18 PUMPS

FLOW VS HEAD HEIGHT



1 1/2" INSIDE DIAMETER IS THE MINIMUM HOSE SIZE THAT SHOULD BE USED FOR MAXIMUM FLOW



## PUMP PARTS LIST

PUMP MODEL	IMPELLER ASSEMBLY	PUMP COVER with O-RING	PREFILTER FOAM with INSERT	RIGID PREFILTER
9.5	12746	12733	12730	12785
12	12756	12741	12730	12785
18	12776	12741	12730	12785

**CAUTION:** PONDS CAN BE DANGEROUS TO SMALL CHILDREN.  
NEVER LEAVE CHILDREN UNSUPERVISED NEAR A POND.

DANNER MFG. INC. 160 OVAL DRIVE, ISLANDIA, NEW YORK 11749  
VISIT OUR WEB SITE: WWW.DANNERMFG.COM