


frisco.
better pet goods

21"
HEIGHT



SKU# 140149, 140151

OVERALL DIMENSIONS

21" H x 12" W x 12" L

BASEBOARD DIMENSIONS

12" W x 12" L

CAT SCRATCHING POST

INSTRUCTION MANUAL

WARNINGS & CAUTIONS

PLEASE READ AND FOLLOW ALL WARNINGS AND INSTRUCTIONS TO AVOID PET INJURY OR PROPERTY DAMAGES.

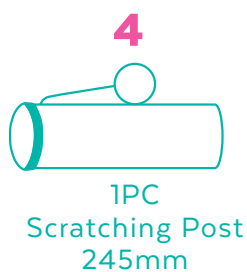
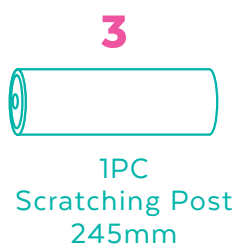
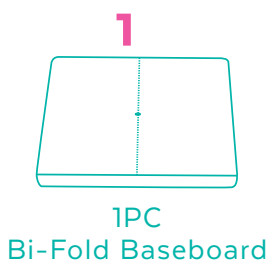
- Keep all tools and instructions in a safe place for future reference.
- Follow the instructions carefully and make sure you've completed each step.
- This cat scratching post is intended for cat use only, please keep children away.
- Keep all small parts away from children/pets to avoid choking hazards.
- Never climb, rock, shake, step or hang on the scratching post.
- Place your scratching post indoors, away from direct sunlight or damp areas.
- Cat scratching post should be placed on a flat, level surface for stability.
- Check your scratching post often for loose screws or parts that might need re-tightening.
- If your cat scratching post gets torn or damaged, please discard it.
- The product photo may vary slightly from your fully assembled cat scratching post as this product is continually being enhanced.

CLEANING INSTRUCTIONS

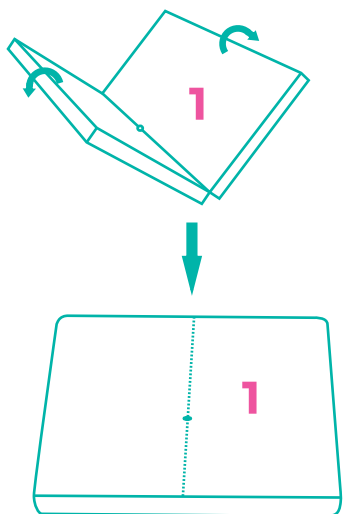
Spot clean stains and vacuum fur (using small handheld or attachment) when necessary.

COMPONENTS

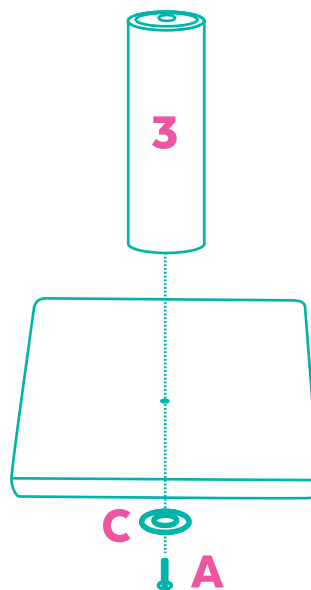
Prior to assembly, be sure to identify and sort all components shown below.



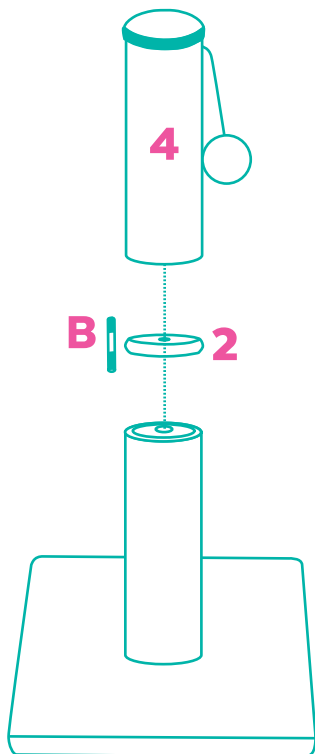
ASSEMBLY INSTRUCTIONS




STEP 1



STEP 2



STEP 3



**FINISHED
ASSEMBLY**

FULL ASSEMBLY

