

frisco.[®]

better pet goods

RETRACTABLE DOG LEASH WITH REFLECTIVE TAPE

Read the special safety precautions and directions to reduce risk of injury.

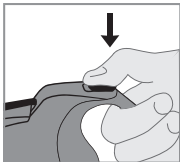
Inspect the leash before use.

Make sure that all parts of the leash are in good condition. If any part of the leash is damaged, frayed or broken, do not use the leash.

HOW TO OPERATE THE LEASH

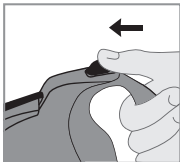
STOPPING THE LEASH

Grip the handle and press down on the brake button that's located at the top of the handle.



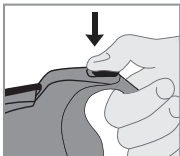
LOCKING THE LEASH

Grip the handle, press down on the brake button, and then push the lock forward.

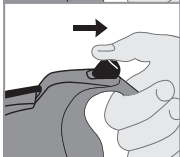


RELEASING THE BRAKE

Grip the handle, then press down on the brake button.



Pull the button back with your thumb, and then slowly release the brake button.



DETACHING THE LEASH

Make sure your dog is under control. Fully retract the leash before detaching it.

SIZE CHART

SIZE	WIDTH	LENGTH	RECOMMENDED WEIGHT
XS	5/16 in.	12 ft.	Up to 16 lbs.
S	3/8 in.	16 ft.	Up to 32 lbs.
M	7/16 in.	16 ft.	Up to 64 lbs.
L	9/16 in.	16 ft.	Up to 110 lbs.

ATTACHING THE LEASH

Hold the retractable leash by the handle, not by the leash webbing, as this may cause cuts or burns. Attach the snap bolt hook of the leash to the D-ring of your dog's collar or harness. Never attach the hook to your dog's ID tag ring; the ring is not strong and will break.

SAFETY PRECAUTIONS

WHO SHOULD OPERATE THIS LEASH?

Only responsible adults who have read through and are able to follow all of these precautions should be operating this leash. It should be kept away from small children and should only be used as a leash for dogs. To safely operate this leash, you must be able to maintain control of your dog at all times in order to prevent your dog from bolting off or entangling a bystander in the leash tape.

IS THIS THE RIGHT LEASH FOR YOUR DOG?

Do not use this leash on a disobedient or uncontrollable dog. Their unpredictable behavior increases the risk of injury to you or those around you. If the dog decides to take off running at a high speed, you or those around you are at risk of falling and injury if tangled in the leash tape (See FALLS and FINGER AMPUTATION AND FRACTURES).

Always check the weight limitation for each leash size. Do not use this leash on a dog that weighs more than the limit for that specific size leash. A small dog can still pull hard enough to cause injury to you or a bystander. Due to the retractable nature of the leash, dogs are able to run and build up speed, which can lead to injury once they reach the end of the tape (See FALLS). Follow all listed precautions to limit risk of injury, even with small dogs.

USE THIS LEASH ONLY AS INTENDED

Be sure to follow the “How to Operate Leash” information to use this

leash safely. Do not attach more than one dog to this leash or attempt to operate more than one leash at a time. Never attach any accessories (such as keys or poop bags) to the leash case.

CUTS AND BURNS

The leash tape can cause abrasions (similar to rope burn) or severe cuts if it runs across your skin. Injuries like cuts and burns are more likely if the leash tape wraps around a body part.

To prevent injury, do not allow leash slack to accumulate. Having slack in the leash tape increases your risk of becoming tangled and injured.

If the leash tape does wrap around you, do not touch it. Gain control of your dog before attempting to untangle, so as to minimize risk of abrasions, cuts or injuries to skin. Then carefully move the handle from hand to hand as you untangle the tape.

FINGER AMPUTATION AND FRACTURES

Only hold the Frisco Retractable Dog Leash by the handle, and be sure to take off any rings or wear gloves to decrease your risk of injury when operating the leash. Never let the leash tape wrap around your hands or fingers. If it does wrap around your fingers or a ring, a hard or abrupt tug on the leash can lead to amputation or broken bones.

When the leash is attached to your dog, avoid touching the leash tape. Do not attempt to grab the leash tape in order to control your dog. If the leash tape becomes entangled in or around an object, gain control of your dog before attempting to disentangle it. Never touch the tape if your dog is able to pull on it.

EYE AND FACE INJURIES

To decrease your risk of injury, make sure to follow the directions properly when attaching, using and detaching the leash.

If the leash disengages from your dog's collar or harness, the leash tape can whip back with enough force to cause serious injury. This can also happen if the leash breaks, or your dog's collar or harness breaks. Even if the leash is locked, it can still snap back and cause injury if the clasp, collar or harness breaks when the leash tape has enough tension.

FALLS

The Frisco Retractable Dog Leash extends longer than a standard, non-retractable leash, so it is important to not let excess leash tape to build up and cause slack. If your dog starts to wander too far off, use the brake button to keep them under control. If your dog is running away from you and has built up speed, using the brake button feature will result in you being yanked or pulled. This will also happen if you push the brake button when the leash tape is fully extended as far as it will go.

Only use this leash when you have secure footing. Do not use the Frisco Retractable Leash if you are on wheels, such as skateboards, bicycles, scooters, hover boards or rollerblades. If a dog builds up enough speed or pulls hard, this can cause you to fall.

INJURIES TO BYSTANDERS

Bystanders share all the same risks previously outlined, and they can also be tripped by the leash tape. To prevent injury to bystanders, keep

your dog under control and keep the leash tape away from them. Keep a shortened leash and your dog at your side when around other people and animals, in order to reduce the risk of injury to those around you. Avoid using this leash around or with strollers and small children.

If someone becomes entangled in the leash tape, tell them not to touch the leash tape, and gain control of your dog. Don't touch the leash tape while your dog is still attached to the leash and is able to pull on it, because you and the person entangled are at risk of abrasions, cuts, finger amputation or broken bones.

REPAIRS

Never attempt to open the retractable leash case, or to repair this leash. The retractable leash case is spring loaded, so opening it can cause serious injury.

AVAILABLE EXCLUSIVELY AT **chewy**

**DISTRIBUTED BY CHEWY, INC.
DANIA BEACH, FL 33004
1-800-672-4399**