



Allergy Test My Pet

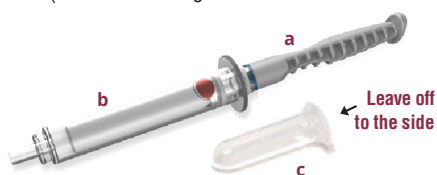
Sample Collection Instructions



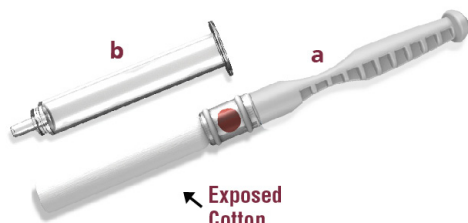
Remove the saliva collection device and small tube from packaging and follow the 6 easy steps below:

Make sure your dog has not eaten for at least one hour before testing and please make note of the important information about medication below.


- Put the small tube with liquid (c) off to the side and keep it handy. If you have a smaller collection device you will not have a red dot. (NOTE: Small dog kits do not have the red dot).



- Hold the plastic handle device (a). It should have the tube (b) removed and have the exposed cotton collection device.

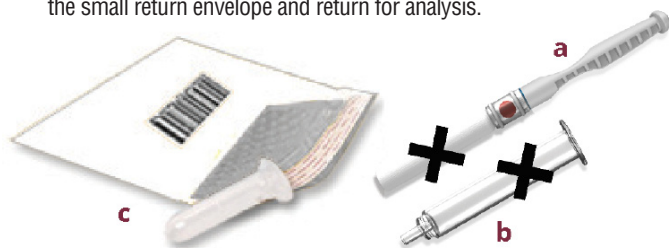


- Have your pet soak on the device until the dot indicator turns red. It can take anywhere from 15 seconds to a couple of minutes depending on the amount of your dog's sample collected.



FINAL STEP: You did it!


Once you are done, you can dispose of (a) and (b). Make sure tube (c) which contains your dog's sample is closed firmly and insert into the small return envelope and return for analysis.



THIS IS YOUR CUSTOMER ID#

Use this number to activate your test and fill out your online profile. We suggest doing it now while this is in front of you. Tests that are not activated may not receive results promptly.

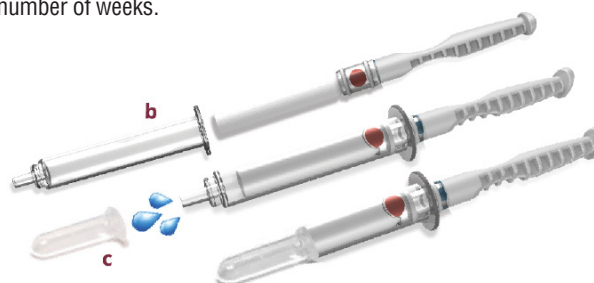
- Remove the plastic handle (a) from the plastic tube (b) and keep (b) handy.



- Holding on to the plastic handle, place the saliva collection device into your pet's mouth to get it as wet as possible. Under the tongue, to the side of the mouth or inside the cheek should yield a good sample.



- Place the plastic tube (b) over the wet cotton device. Place the bottom of the tube (b) into tube with liquid (c), it should click into place. Once that is done, firmly squeeze on the plastic handle and allow the sample to drip into (c). If the liquid has dried up add a tiny bit of water. This should only happen if you have had the kit for a number of weeks.



A COUPLE OF NOTES:

- You can try multiple times to get a sample with the saliva collection device it doesn't have to happen at once.
- You can hold a treat in front of your pet as you are collecting the sample to stimulate the dog.

IMPORTANT NOTES: READ BEFORE TAKING YOUR DOG'S SAMPLE

Your dog must not be on any antihistamines, apoquel or steroid based medications for a minimum of one week and up to 2 weeks before taking the sample or you will not get an accurate result. Please mail your sample within 24 hours of collecting it. Samples have a life of approximately 30 days once taken.

