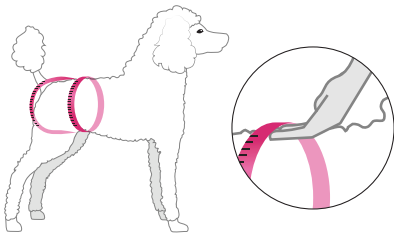




Instructions

Familiarize your dog with wearing the BALLERINA heat pants before her first heat

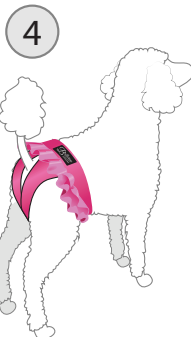
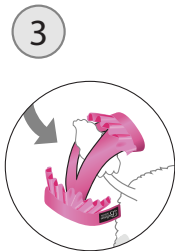


How to measure?

- Measure the girth of the belly and the crotch
- Make sure that the measuring tape is not too tight, but still tight enough (tip: keep your finger between dog and measuring tape)
- Products are adjustable with velcro straps



- 1 Open the velcro tape on both sides
- 2 Insert disposable sanitary towel or paper towel in the inside pocket
- 3 Place the dog's tail through the gap first
- 4 Attach the velcro tape fastening to suitable tightness on the waist



Wash the BALLERINA heat pants in cold (30°) water and hang dry. The heat pants are 100% polyester and will dry very quickly.

Caution!

- Dogs should be supervised at all times while wearing the heat pants as they may attempt to eat the sanitary towel
- Use disposable sanitary towel or paper towel to prevent leakage
- Heat pants should be secure but not too tight
- Remove the heat pants for outdoor activities
- Remember to change the sanitary towel often to prevent infections and maximize comfort during heat