



# **29.5-in Holiday Sisal Cat Scratching Post with Toy Product Manual**

**SKU# 236565**

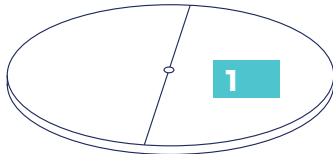
**15.75 IN L X 15.75 IN W X 29.5 IN H  
40 CM L X 40 CM W X 75 CM H**

# Assembly Instructions

Please read through all instructions before starting.

## Parts Included

Prior to assembly, please be sure to identify and sort all parts shown below.  
No additional tools required.



1 Baseboard



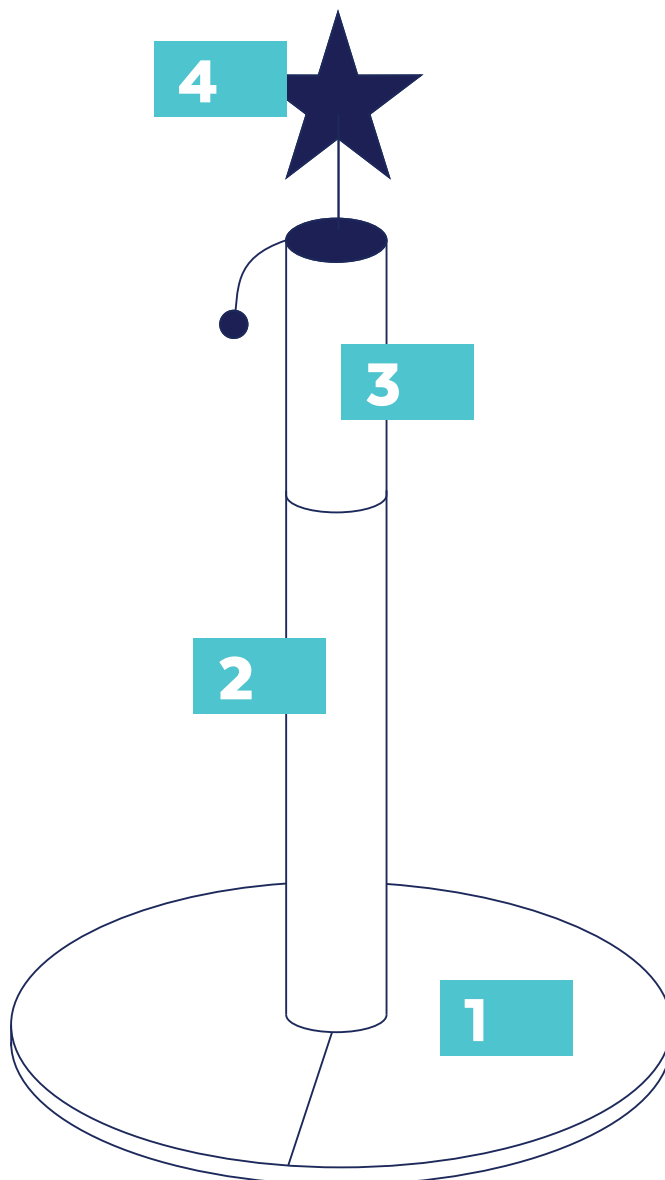
1 Scratching Post  
15.75 inch




1 Scratching Post  
7.87 inch




1 Star




## Accessories



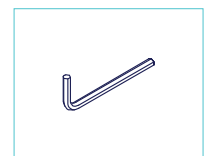
1 Bolt  
10 mm x 40 mm



1 Double-Sided Bolt  
M10 mm x 85 mm



1 Washer  
10 mm x 30 mm



1  
5 mm Allen Wrench



NO



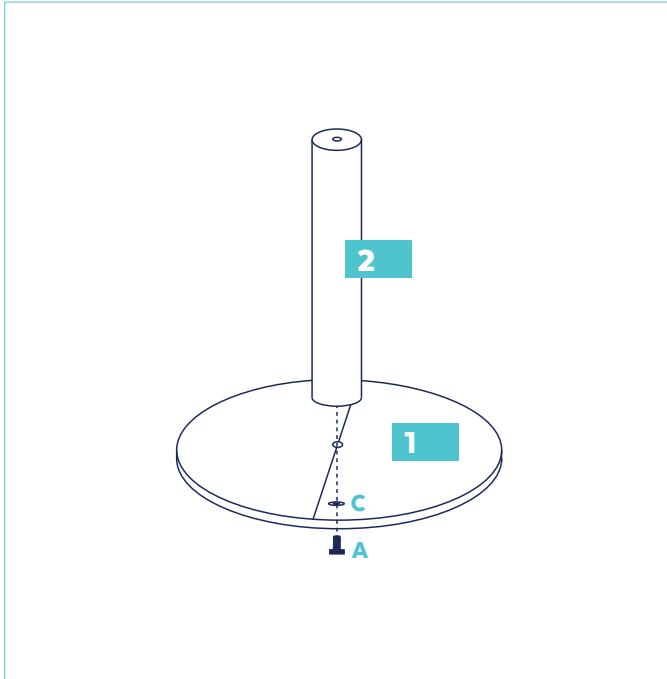
YES

Call 1.800.672.4399 for questions

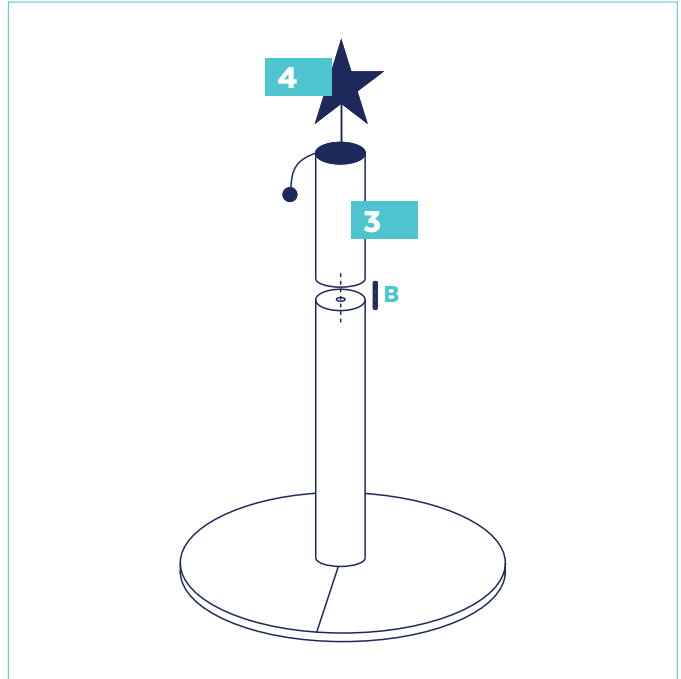
# Assembly Instructions

Please Read Through All Instructions Before Starting

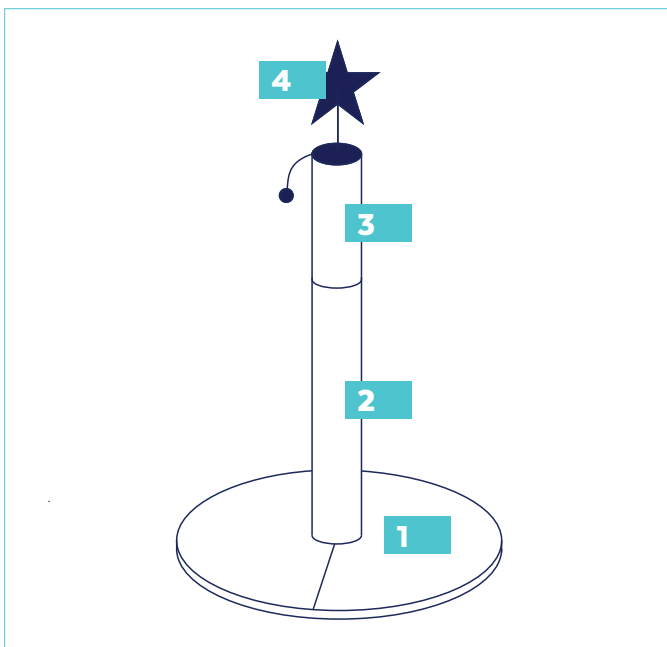
## Step 1.



## Step 2.



## FINISHED ASSEMBLY



## Warning & Cautions

**Please read and follow all warnings and instructions to avoid injury or property damage.**

**This is not a toy, not for use with children.**

**Keep all small parts away from children / pets to avoid choking hazards.**

**For cat use only.**

**Should only be operated by a responsible adult.**

**Keep all tools and instructions in a safe place for future reference.**

**Follow the instructions carefully and make sure you've completed each step.**

**Cat tree should be placed on a flat level surface.**

**Never climb, rock, shake, step or hang on the cat tree.**

**Check your cat tree often for loose screws or parts that might need re-tightening.**

**If your cat tree gets torn or damaged, please discard it.**

**The product photo may vary slightly from your fully assembled cat tree as this product is continually being enhanced.**

## Cleaning & Instructions

**Spot clean stains and vacuum fur (using small handheld or attachment) when necessary.**

## Questions?

**Call our friendly customer service anytime.**

**We're here 24/7 at 1.800.672.4399**