



Sisal Cat Scratching Post with Toy Instruction Manual

SKU# 238150, 238151

OVERALL DIMENSIONS

D17.7 IN x 35 IN H

D45 cm x 88.9 cm H

ASSEMBLED BASE BOARD DIMENSIONS

D17.7 IN W

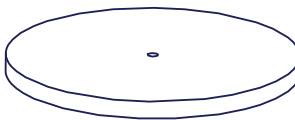
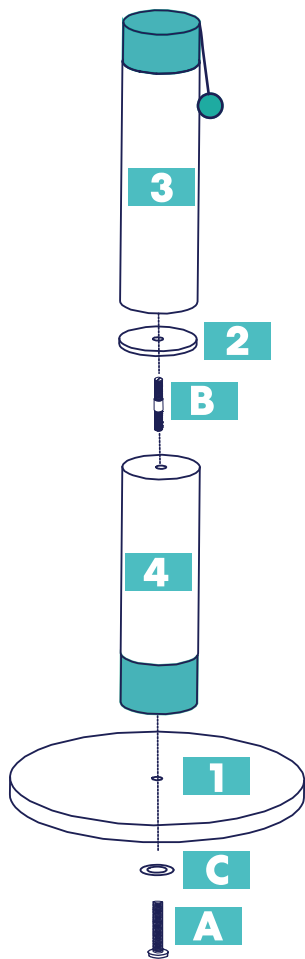
D45 cm W

Assembly Instructions

Please Read Through All Instructions Before Starting

Parts Included

Prior to assembly, please be sure to identify and sort all parts shown below.



1x1
Base Board



2 x 1
Platform



3 x 1
Scratching Post



4 x 1
Scratching Post



A x 1
M10x60mm Bolt



B x 1
M10x90mm Bolt



C x1
40mm Washer

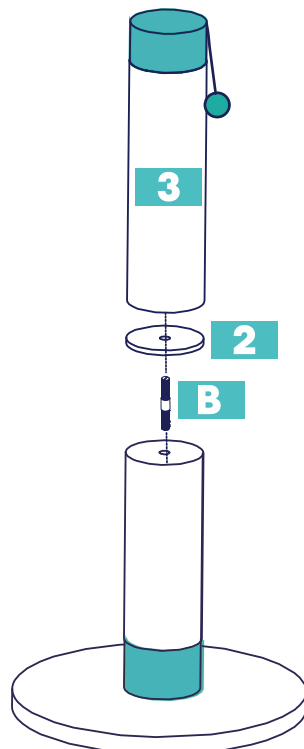
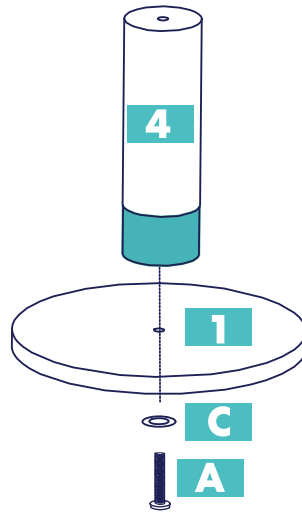


D x1
Allen Wrench

Call 1.800.672.4399 for questions

Assembly Instructions

Please Read Through All Instructions Before Starting



Call 1.800.672.4399 for questions

Warning & Cautions

Please read and follow all warnings and instructions to avoid pet injury or property damages.

This cat tree is intended for single cat use only, please keep children away.

Keep all small parts away from children / pets to avoid choking hazards.

Keep all tools and instructions in a safe place for future reference.

Follow the instructions carefully and make sure you've completed each step.

Never climb, rock, shake, step or hang on the cat tree.

Place your cat tree indoors, away from direct sunlight or damp areas.

Cat trees should be placed on a flat, level surface for stability.

Check your cat tree often for loose screws or parts that might need re-tightening.

If your cat tree gets torn or damaged, please discard it.

The product photo may vary slightly from your fully assembled cat tree as this product is continually being enhanced.

Cleaning & Maintenance

Spot clean stains and vacuum fur (using small handheld or attachment) when necessary.

Questions

Call our friendly customer service anytime.
We're here 24/7 at 1.800.672.4399