

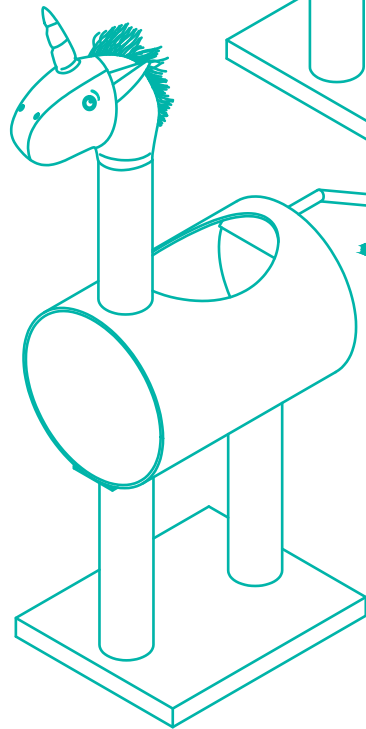
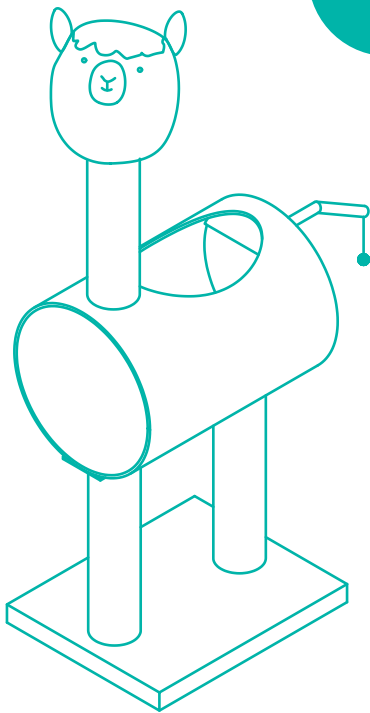
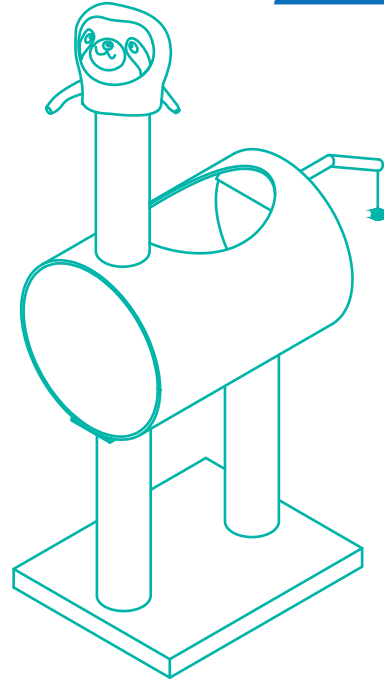



216mm

frisco.
better pet goods

48IN
HEIGHT



SKU# 289344, 289345, 289346

OVERALL DIMENSIONS

19.29 in L x 15.74 in W x 48 in H

49 cm L x 40 cm W x 122 cm H

OVERALL DIMENSIONS

19.29 in L x 15.74 in W

49 cm L x 40 cm W

CAT TREE

INSTRUCTION MANUAL

280mm

WARNINGS & CAUTIONS

PLEASE READ AND FOLLOW ALL WARNINGS AND INSTRUCTIONS TO AVOID PET INJURY OR PROPERTY DAMAGES.

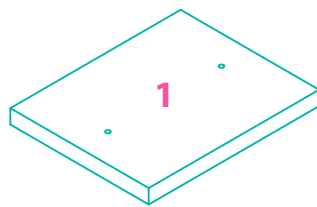
- Keep all tools and instructions in a safe place for future reference.
- Follow the instructions carefully and make sure you've completed each step.
- This cat tree is intended for cat use only, please keep children away.
- Keep all small parts away from children / pets to avoid choking hazards.
- Never climb, rock, shake, step or hang on the cat tree.
- Place your cat tree indoors, away from direct sunlight or damp areas.
- Cat Trees should be placed on a flat, level surface for stability.
- Check your cat tree often for loose screws or parts that might need re-tightening.
- If your cat tree gets torn or damaged, please discard it.
- The product photo may vary slightly from your fully assembled cat tree as this product is continually being enhanced.

CLEANING INSTRUCTIONS


Spot clean stains and vacuum fur (using small handheld or attachment) when necessary.

COMPONENTS

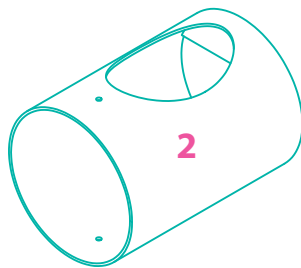
Prior to assembly, be sure to identify and sort all components shown below.



1PC Base Board



1PC
Scratching Post 300MM




1PC Tunnel



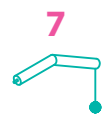
1PC Board



1PC Plush Head



2PCS
Scratching Post 400MM



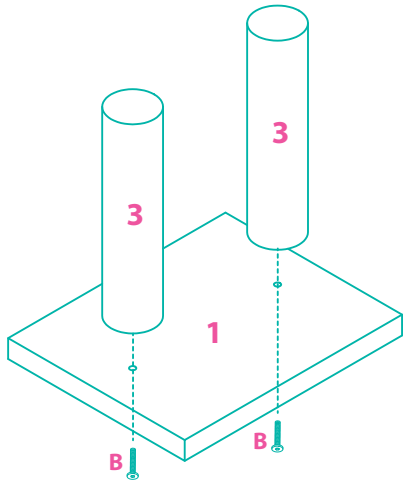
1PC Toy

| | | | |
|----------|---|--------------|------|
| A |  | M10mm x 62mm | 1PC |
| B |  | M10mm x 40mm | 3PCS |
| C |  | 30mm Washer | 4PCS |
| D |  | M10mm x 70mm | 2PCS |
| |  | 5mm Wrench | 1PC |

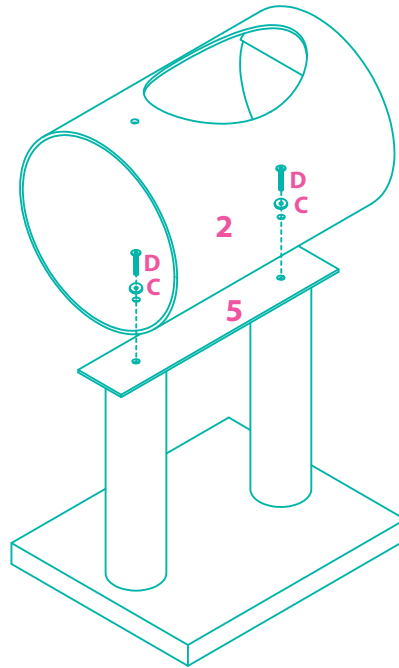
Questions? Call our customer service 1-800-672-4399

ASSEMBLY INSTRUCTIONS

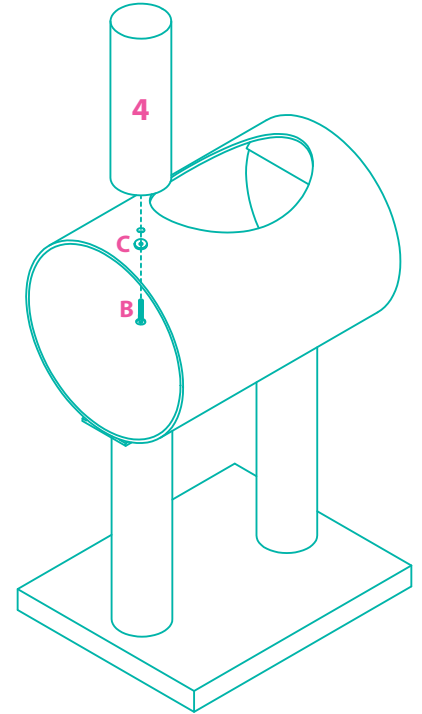
STEP 1



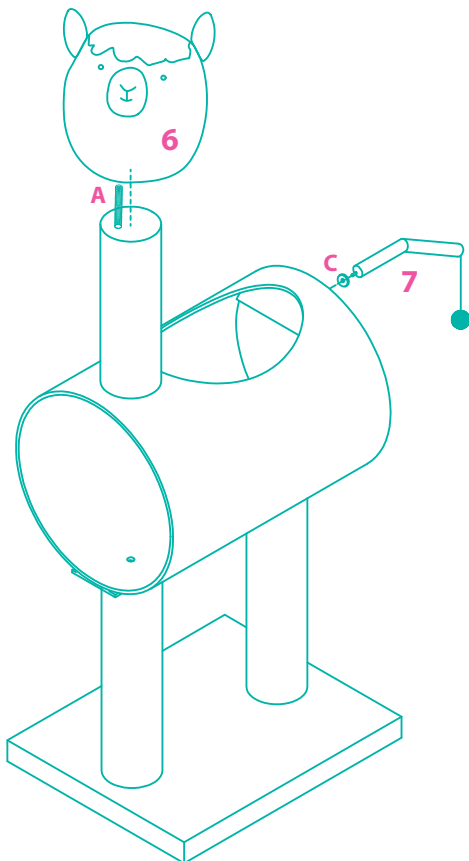
STEP 2



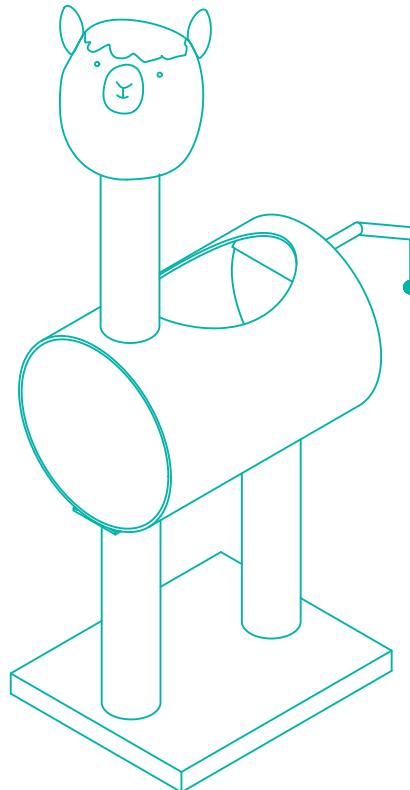
STEP 3



STEP 4




FINISHED ASSEMBLY



Questions? Call our customer service 1-800-672-4399

FULL ASSEMBLY



Questions? Call our customer service 1-800-672-4399