



# Sunflower Cat Scratching Post , Single Post Instruction Manual

**SKU# 296690**

**OVERALL DIMENSIONS**

19.5 IN L x 19.5 IN W x 20.5 IN H  
49.5 cm L x 49.5 cm W x 52.1 cm H

**ASSEMBLED BASE BOARD DIMENSIONS**

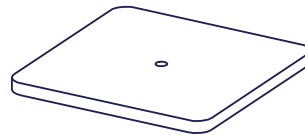
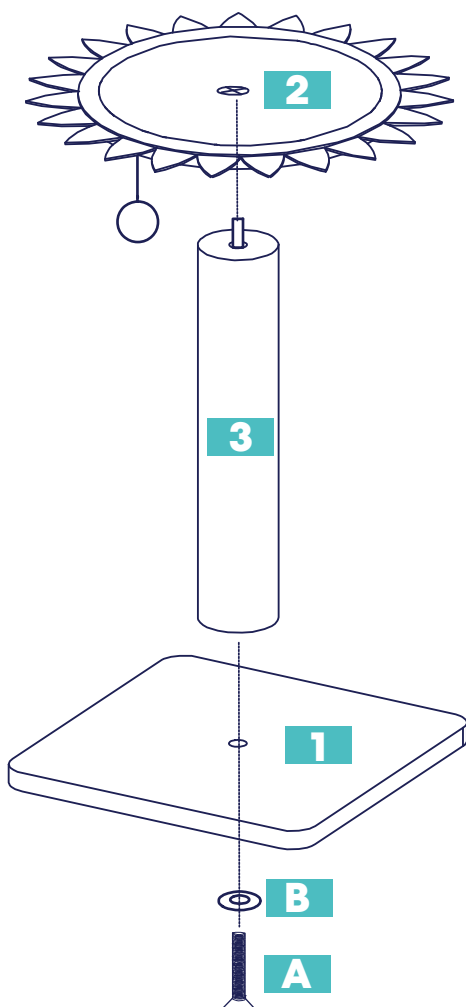
15.7 IN L x 15.7 IN W  
39.9 cm L x 39.9 cm W

# Assembly Instructions


Please Read Through All Instructions Before Starting

## Parts Included

Prior to assembly, please be sure to identify and sort all parts shown below.




**1** x 1  
Base Board



**2** x 1  
Bolster perch cover




**3** x 1  
Scratching Post



**A** x 1  
M10x50mm Bolt



**B** x 1  
32mm Washer

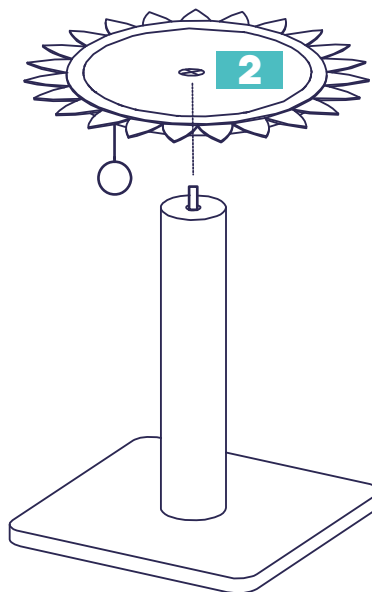
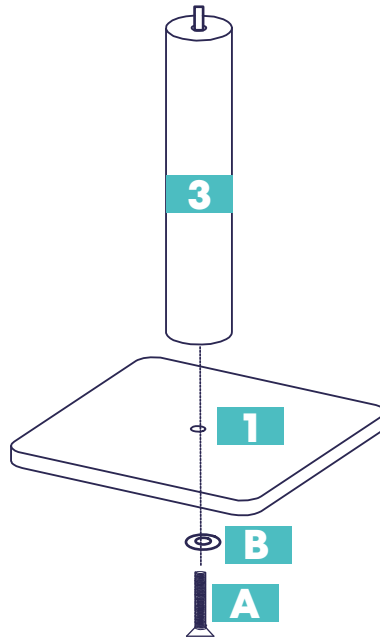


**D** x 1  
Allen Wrench

Call 1.800.672.4399 for questions

# Assembly Instructions

Please Read Through All Instructions Before Starting



Call 1.800.672.4399 for questions

## Warning & Cautions

Please read and follow all warnings and instructions to avoid pet injury or property damages.

This cat tree is intended for single cat use only, please keep children away.

Keep all small parts away from children / pets to avoid choking hazards.

Keep all tools and instructions in a safe place for future reference.

Follow the instructions carefully and make sure you've completed each step.

Never climb, rock, shake, step or hang on the cat tree.

Place your cat tree indoors, away from direct sunlight or damp areas.

Cat trees should be placed on a flat, level surface for stability.

Check your cat tree often for loose screws or parts that might need re-tightening.

If your cat tree gets torn or damaged, please discard it.

The product photo may vary slightly from your fully assembled cat tree as this product is continually being enhanced.

## Cleaning & Maintenance

Spot clean stains and vacuum fur (using small handheld or attachment) when necessary.

## Questions

Call our friendly customer service anytime.

We're here 24/7 at 1.800.672.4399