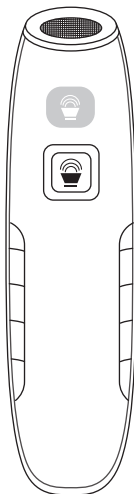
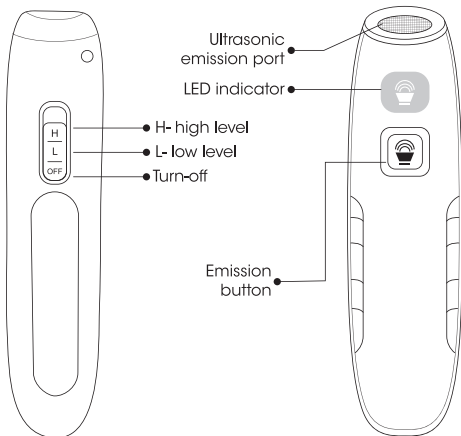


# ULTRASONIC BARK CONTROL DEVICE USER MANUAL



Please read this manual carefully before you use the device

## 2.PRODUCT INTRODUCTION



### Package Contents:

Ultrasonic Bark Control Device x1pcs    User Manual x1pcs  
Wrist Rope x1pcs

Product Name	Ultrasonic Bark Control Device
Battery	4 X AAA Dry Battery
Waterproof IP Rating	IPX3
Sensor Distance	Up to 16ft
Ultrasonic Frequency	25KHz

### 3.HOW TO USE


**Turn-on:** Push the switch to "L" position to turn on the device.

**Turn-off:** Push the switch to "OFF" position to turn off the device.

**Frequency adjustable:** This model with two different ultrasonic frequency, push the switch to "H" position for high frequency and to "L" position for low frequency.

**LED indicator:**

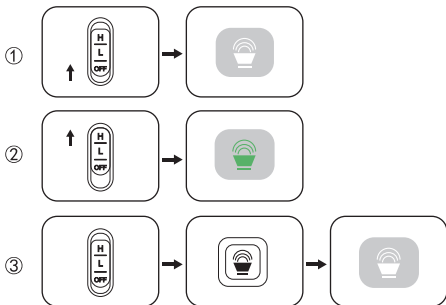
 ① If push the switch to "L" position, the white LED indicator will stay on for 1 s, indicating for low frequency.

 ② If push the switch to "H" position, the green LED indicator will stay on for 1 s, indicating for high frequency.

③ In the low frequency, pressing and holding the emission button can emit an ultrasonic sound, accompanied by the white LED indicator blinking at the frequency of 5 times per 1 second.

④ In the high frequency, pressing and holding the emission button can emit an ultrasonic sound, accompanied by the green LED indicator blinking at the frequency of 5 times per 1 second.

### OPERATION DIAGRAM





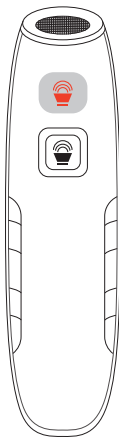
## 4. LOW VOLTAGE CAUTION

The device will be in a low voltage in case of the followings:

The red LED indicator blinks 5 times every 2 seconds, at intervals of 10 seconds.

## 5. WORK PRINCIPLES

After the emission button is pressed, the speaker will emit an ultrasonic sound, which can only be heard by dogs and has no effect for humans; this ultrasonic sound is safe and effective for dogs. After hearing the ultrasonic sound, the dog that barks improperly will associate barking with this unpleasant noise. After repeated emissions, the dog will be aware of the discomfort caused by its barking and then reduce unwanted barking.



**6. BEFORE USE, PLEASE INSTALL 4 DRY BATTERY CELLS OF 1.5 V. THE DEVICE CAN WORK CONTINUOUSLY FOR ABOUT 30 DAYS WITH A FULLY CHARGED BATTERY.**

(1) Replace the battery in time when it is low. If the product will be out of service for more than a month, please remove the battery for storage.

(2) Test the device: You will hear a slight beep when the switchgear is pushed to "H" or "L" position.

## IMPORTANT INFORMATION ABOUT PRODUCT

1. This device is not intended to provide protection against aggressive dogs.

2. This device may not be effective on older dogs or dogs with hearing problems.

3. Different dog breeds may react to the ultrasonic sound differently. For optimum results, please use this product as a training aid along with other tools or commands. Please be patient with this training process.

4. This device may be used for dog barking deterrent training with a maximum operating range of 16 ft.

5 To avoid desensitizing your dog, turn on the device only during periods of undesired barking.

6. The device should be taken facing the dog and within range of the dog (max. 16 ft.). The preferred distance between the device and the dog is not more than 5 m.

## CAUTION

This device may not be used to defend against fierce wild dogs. Do not submerge the device in water or any other liquid and avoid exposing the device to temperature shock (below 0°C or above 45°C). Extreme temperatures can deform and shorten the life of the device. Keep the device at arm's length away from the human ear to avoid hearing damage. This device is not a toy. Please keep it away from children. Small parts can cause choking or serious injury if swallowed. This device can only be used with dogs. This device is intended for dog training and repellent only. Never attempt to use it for any purpose not described in this manual.

## PRODUCT MAINTENANCE AND WARRANTY

1.If you find a problem with the product within 30 days of receiving it, you need to take a video or picture of the fault.After verification by our customer service department, the product can be returned.The product with quality problems must be returned within 7 days.And upon receipt of the product concerned, the replacement product will be sent.

2.If a quality problem occurs to the product within the one-year warranty period, you can return the product at the cost of freight only.If it is verified that the product is faulty, we will repair the product for free.

3.This warranty is a supplement to any other specified rights and remedies. By law, you are entitled to a replacement or refund for major failures and any other damages if the loss or damage is reasonably foreseeable.

4.You also have the right to ask for repair or replacement of the product under the following conditions: the product is of inferior quality and the failure does not constitute a major failure.If you have any questions or need more information, please contact our customer service department.

## FAQ

Q: How do I know if the product is working?

A: The indicator will light white when working in Low level , but ligh green when in High level, we could identy the working status by the indicator.

Q: Why no response from the dog?

A: ① The product may not effective to older dogs or dogs with hearing problems. Please check if your pet has hearing problems

② Improper use of the product. If you just press 1 time, the dog may hasn't reflected, for some dogs, we'd better press continuous to achieve the good effect.

③ This product isn't applicable for some fierce dogs.

④ Please hold the product toward the dog within 16 feets range.

⑤ For some stange dogs, the ultrasonic sound may not be able to scare off them, but maybe will irritate them.So It is not recommended to use this product for strange and aggressive dogs.

Q: Why the product effective at the beginning but not effective in the later period?

A: This is a dog training product and needs some supportive jobs. The ultrasonic sound is a warning tool and needs to be combined with other measures during training to achieve a better effect. For example, when you use the ultrasonic sound to warn and stop a dog's bad behavior in time, you need to give Punishments in time to let the dog learn to identify this is a bad behavior. Of course, if the dog have a good behavior, you also need to give timely treats to it. If you only use the warning method, the training effect will definitely not be so good, as the dog will slowly adapt to the product, so the product will become less effective.

Q: Is the battery rechargeable?

A: No. Batteries are not provided when the product leaves the factory. 4 AAA batteries are applicable. Please kindly remove the batteries if you do not use the product for a long time.

## OPERATING GUIDE



