

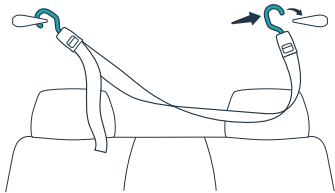


Get started!



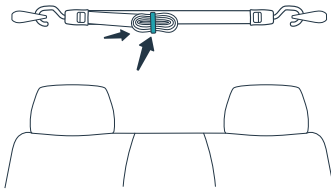
Happy Ride™ DOG ZIPLINE

1



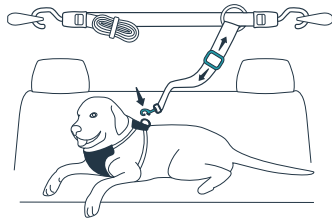
Attach each hook to a stable anchor point in the back seat.

2



Adjust the zipline strap until it is stretched tightly between both hooks.

3



Clip the zipline leash to your dog's harness. Adjust the length to reduce or increase your dog's range of motion.

Let us help!

For questions or additional tips:

+1 (800) 732-2677

petsafe.com

1 Year Warranty

©2018 Radio Systems Corporation

Model: 62354 | JE400-2321

For important safety information, please see the customer care guide.

live *happy* together.