

Assembly Instructions for Models SL36SUV & SL42SUV

## IMPORTANT INFORMATION

Remove collar, tags, and leads from pet before placing it in the home to prevent possible entanglement. Unwrap and remove all parts from the box. Keep the box and packing material until the product is assembled. In case of return or exchange, failure to return product in similar condition as received could result in limited reimbursement. Please save sales receipt as proof of purchase for warranty purposes. Check to ensure you have all the parts below. If you discover any parts are missing, immediately call our toll-free service helpline at 1-800-428-8560 (Monday - Friday 9 a.m. to 4 p.m. EST) or email customer service at [info@midwesthomes4pets.com](mailto:info@midwesthomes4pets.com).

## PARTS IDENTIFICATION

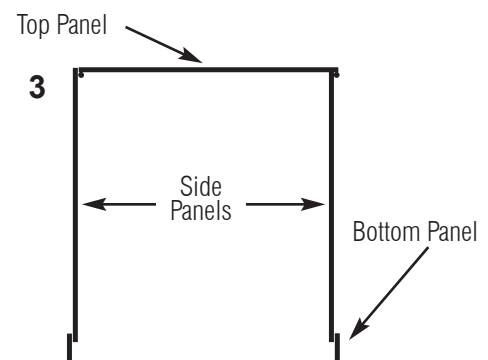
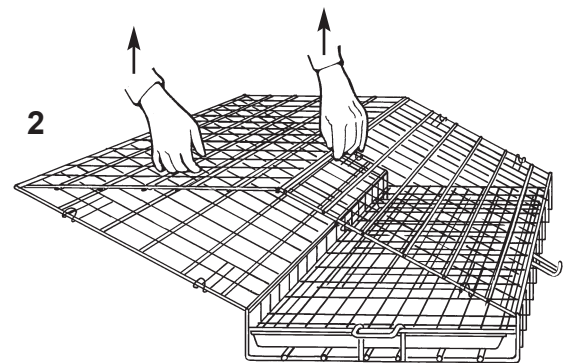
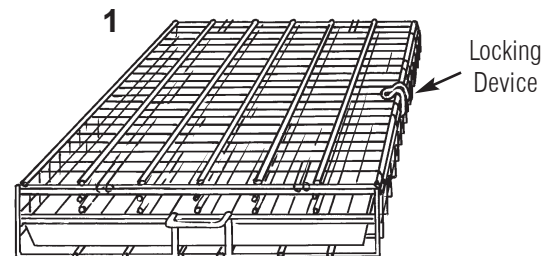
**A-** Fold & Carry Pet Home

**B-** Plastic Pan

**C-** Plastic Carrying Handle(s)

## ASSEMBLY INSTRUCTIONS

1. Remove the folded Pet Home from the carton so that the Plastic Pan (B) is on the bottom. Unlatch the Locking Device located on the side.
2. Grab any wire on the top panel and turn it like the page of a book. Then grab the Pet Home with both hands and pull upwards. This will form the top and the sides.
3. Make sure the bottoms of the 2 Side Panels rest inside the Bottom Panel (as illustrated), and that one edge of the Top Panel is "inside" the Side Panel and "outside" of the other Side Panel.



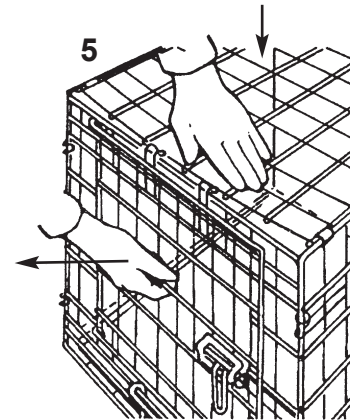
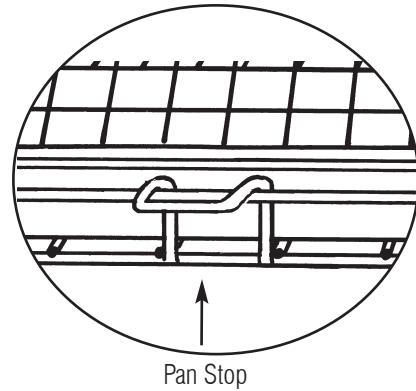
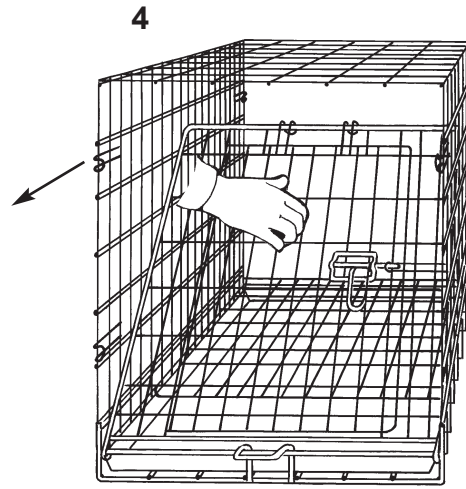
4. Reach in the home and pull the Door Panel forward until it fits into the clips on the ends of the Side Panels.

5. To secure the Door Panel to the Top Panel, gently pull forward on the Door Panel while pushing down on the Top Panel. Then fit the hooks over the end wire on the top.

Repeat Step 5 with the end panel.

6. Secure the Plastic Pan inside the Pet Home with the Pan Stop attached to the front wire of the Bottom Panel of the home.

7. To disassemble, reverse this process.



**NOTES:** To protect the finish of your Pet Home and the bottom pan, use only mild, non-abrasive cleaners and water. Any coarse scrubbing or abrasive materials could damage the finish.

DO NOT expose the plastic pan to direct sunlight for extended periods of time as this may lead to warping or damage to the pan.

To help reduce noise, place a piece of carpet or cut a piece from the crate carton and place it inside the crate beneath the pan.

The plastic handles are provided to transport the crate when it is in the folded position and are not intended for use when the crate is fully assembled. To remove the handles from the crate, push down firmly until they disengage and do not twist them.

**TOLL-FREE SERVICE HELPLINE:** If you have any problems or questions with the assembly of your Solutions Side-by-Side SUV Crates, call our Service Helpline at: 1-800-428-8560 between 9:00 a.m. and 4:00 p.m. (EST) Monday through Friday.

#### LIMITED MANUFACTURERS WARRANTY

1. For one (1) year from the date of original purchase, MidWest Homes For Pets ("MIDWEST") warrants to the purchaser of this pet home that, should it prove defective by reason of improper workmanship and/or material, the manufacturer will repair or replace, at its option, any defective part of the pet home, without charge for the part or for shipping. Replacement parts are warranted for the remainder of the original period.
2. **THIS WARRANTY DOES NOT COVER** defects in the wire enclosure caused by any animal, any physical abuse to or misuse of the pet home, any damage caused by the original purchaser or any third party, or any defects arising or discovered more than one (1) year from the original retail purchase date.
3. **STEPS TO OBTAIN WARRANTY SERVICE:**
  - A. The purchaser must call the manufacturer's HELPLINE, 800-428-8560, to report the alleged defect to a customer service representative or obtain missing parts.
  - B. The customer service representative will determine if the defect is covered by this warranty, and if it is, will authorize and instruct the purchaser in how to obtain corrective action.
  - C. The manufacturer may require the purchaser to present the sales receipt or other proof of purchase prior to authorizing any return or replacement. No returns or replacements will be permitted without proper authorization. If a return or replacement is authorized, you may be requested to return the item to the manufacturer or to make the item available for pick-up by the manufacturer.
4. **ANY EXPRESS WARRANTY NOT PROVIDED IN THIS WARRANTY DOCUMENT, AND ANY REMEDY FOR BREACH OF CONTRACT THAT, BUT FOR THIS PROVISION, MIGHT ARISE BY IMPLICATION OR OPERATION OF LAW, IS HEREBY EXCLUDED AND DISCLAIMED. THE IMPLIED WARRANTIES OF MERCHANTABILITY AND OF FITNESS FOR ANY PARTICULAR PURPOSE ARE EXPRESSLY LIMITED TO A TERM OF ONE (1) YEAR. SOME STATES DO NOT ALLOW LIMITATIONS ON HOW LONG AN IMPLIED WARRANTY LASTS, SO THE ABOVE LIMITATIONS MAY NOT APPLY TO YOU.**
5. **UNDER NO CIRCUMSTANCES SHALL THE MANUFACTURER BE LIABLE TO PURCHASER OR ANY OTHER PERSON OR ANY SPECIAL, INCIDENTAL OR CONSEQUENTIAL DAMAGES, WHETHER ARISING OUT OF BREACH OF WARRANTY, BREACH OF CONTRACT OR OTHERWISE, SOME STATES DO NOT ALLOW THE EXCLUSION OR LIMITATIONS OF INCIDENTAL OR CONSEQUENTIAL DAMAGES, SO THE ABOVE LIMITATIONS OR EXCLUSION MAY NOT APPLY TO YOU.**
6. This warranty gives you specific legal rights, and you may also have other rights which vary from state to state.

800-428-8560

midwesthomes4pets.com

P.O. Box 1031

Muncie, Indiana 47308

