



Fine (& Fun) Feline Furniture™

800-428-8560  
midwesthomes4pets.com  
P.O. Box 1031  
Muncie, Indiana 47308



## Resort Assembly Instructions for Model Number 139R-BL

### IMPORTANT INFORMATION

Unwrap and remove all parts from the box. Keep the box and packing material until the product is assembled. In case of return or exchange, failure to return product in similar condition as received could result in limited reimbursement. Please save sales receipt as proof of purchase for warranty purposes. Check to ensure you have all the parts below. If you discover any parts are missing, immediately call our toll-free service helpline at 1-800-428-8560 (Monday - Friday 9 a.m. to 4 p.m. EST) or email customer service at [info@midwesthomes4pets.com](mailto:info@midwesthomes4pets.com).

### PARTS IDENTIFICATION



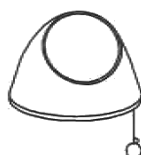
A - Base



B - Oval Platform (2)



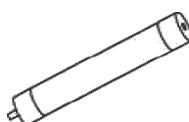
C - Hoop Hammock



D - Hooded Bed



Allen Wrench included for assembly



E - Long Post with Screw



F - Short Post with Screw (3)



G - Long Post (without screw)



H - Short Post (without screw)



I - Bolt (2)  
1.9in (50mm)



J - Short Dual Thread Screw  
2.75in (70mm)



K - Long Dual Thread Screw (2)  
3.15in (80mm)

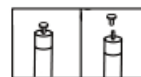


L - Bolt Cap

### ASSEMBLY INSTRUCTIONS

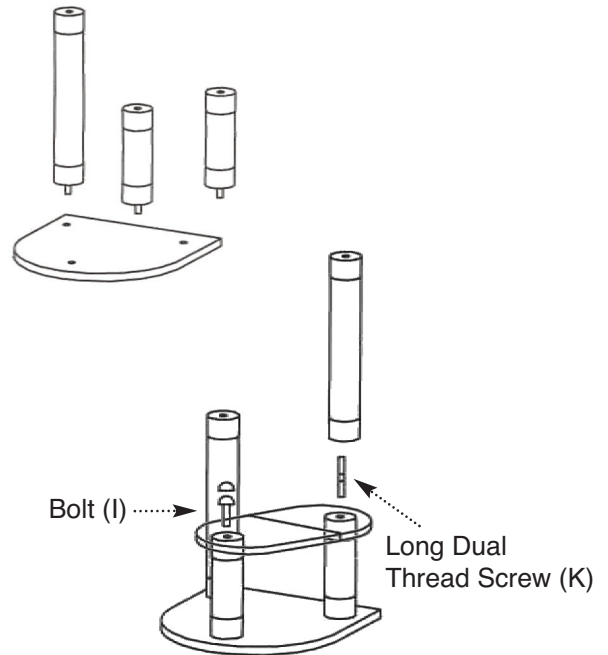
#### Pre-assembly:

1. Posts with pre-attached screw comes with black cap attached. Remove black cap before assembly.
2. Hoop Hammock (C) uses a pillow; this does is not come attached. Place pillow in hammock after securing hammock in Step 3.
3. Hooded Bed (D) comes in two parts; a circular wooden board and the faux fur shell. Attach the fur shell to woooden board, using the draw strings. Strings can be tighten to place Shell opening in desired location.



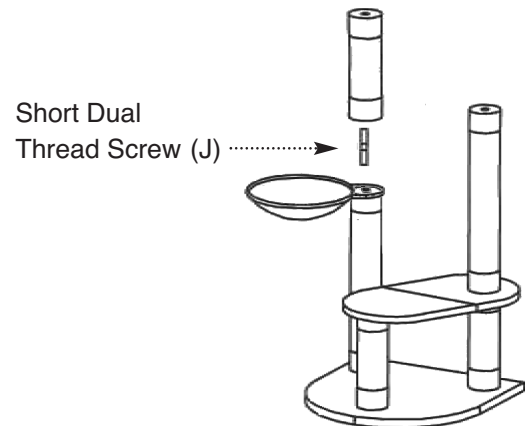
1. Attach a Long Post with Screw (E) and two of the Short Posts with Screw (F) to the Base (A). Insert the pre-attached screws into the Base and rotate posts until secure.
2. Place one of the Oval Platforms (B) on the Short Posts. Secure the Oval Platform with a Bolt (I) and a Long Dual Thread Screw (K), Bolt attaches to front (rounded edge of base) and Screw attaches in back (corner of base). Tighten bolt with Allen Wrench and cover with Bolt Cap (L). Tighten the Screw until bottom threads disappear and top threads stick out.

Attach the Long Post (G) to the Platform placing on top of the Screw and rotating until secure.



3. Place the Hoop Hammock (C) on top of the Long Post that is attached to the Base. Insert Short Dual Thread Screw (J) through the top of the Scoop and tighten until bottom threads disappear.

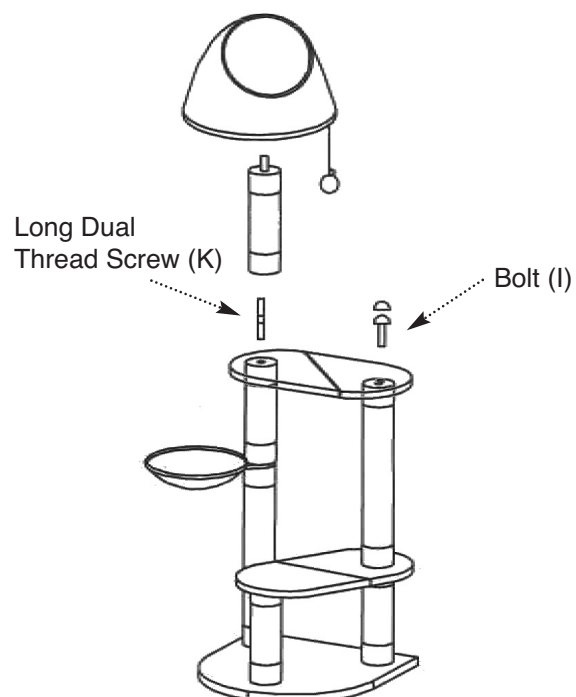
Attach the Short Post (H) to the Scoop and Long Post by placing the post on the Screw and rotating until secure.



4. Place remaining Oval Platform (B) on top of Long Post and Short Post. Use a Bolt (I) to attach Platform to Long Post, tighten with Allen Wrench and cover with Bolt Cap (L).

Insert a Long Dual Thread Screw (K) through the Oval Platform through the Short Post, tighten until bottom threads disappear. Attach Short Post with Screw (F) to the Oval Platform by placing on Screw and rotating until secure.

Attach Hooded Bed (D) to Short Post by placing on top of Post's screw and rotate until secure.



**TOLL-FREE SERVICE HELPLINE:** If you have any problems or questions with the assembly of your new Feline Nuvo Cat Furniture: Resort, call our Service Helpline at: 1-800-428-8560 between 9:00 a.m. and 4:00 p.m. (EST) Monday through Friday.

#### **LIMITED MANUFACTURERS WARRANTY**

1. For one (1) year from the date of original purchase, MIDWEST Homes For Pets ("MIDWEST") warrants to the purchaser of this pet furniture that, should it prove defective by reason of improper workmanship and/or material, MIDWEST will repair or replace, at its option, any defective part of the pet furniture, without charge for the part or for shipping. Replacement parts are warranted for the remainder of the original period.
2. **THIS WARRANTY DOES NOT COVER** defects in the furniture caused by any animal, any physical abuse to or misuse of the pet furniture, any damage caused by the original purchaser or any third party, or any defects arising or discovered more than one (1) year from the original retail purchase date.
3. **STEPS TO OBTAIN WARRANTY SERVICE:**
  - A. The purchaser must call MIDWEST's HELPLINE, 800-428-8560, to report the alleged defect to a customer service representative or obtain missing parts.
  - B. The customer service representative will determine if the defect is covered by this warranty, and if it is, will authorize and instruct the purchaser in how to obtain corrective action.
  - C. MIDWEST may require the purchaser to present the sales receipt or other proof of purchase prior to authorizing any return or replacement. No returns or replacements will be permitted without proper authorization. If a return or replacement is authorized, you may be requested to return the item to MIDWEST or to make the item available for pick-up by MIDWEST.
4. **ANY EXPRESS WARRANTY NOT PROVIDED IN THIS WARRANTY DOCUMENT, AND ANY REMEDY FOR BREACH OF CONTRACT THAT, BUT FOR THIS PROVISION, MIGHT ARISE BY IMPLICATION OR OPERATION OF LAW, IS HEREBY EXCLUDED AND DISCLAIMED. THE IMPLIED WARRANTIES OF MERCHANTABILITY AND OF FITNESS FOR ANY PARTICULAR PURPOSE ARE EXPRESSLY LIMITED TO A TERM OF ONE (1) YEAR. SOME STATES DO NOT ALLOW LIMITATIONS ON HOW LONG AN IMPLIED WARRANTY LASTS, SO THE ABOVE LIMITATIONS MAY NOT APPLY TO YOU.**
5. **UNDER NO CIRCUMSTANCES SHALL MIDWEST BE LIABLE TO PURCHASER OR ANY OTHER PERSON OR ANY SPECIAL, INCIDENTAL OR CONSEQUENTIAL DAMAGES, WHETHER ARISING OUT OF BREACH OF WARRANTY, BREACH OF CONTRACT OR OTHERWISE, SOME STATES DO NOT ALLOW THE EXCLUSION OR LIMITATIONS OF INCIDENTAL OR CONSEQUENTIAL DAMAGES, SO THE ABOVE LIMITATIONS OR EXCLUSION MAY NOT APPLY TO YOU.**
6. This warranty gives you specific legal rights, and you may also have other rights which vary from state to state.



For a Complete Listing of Products  
**Pet Beds • Cat Playpens  
Feline Furniture • Ex Pens • Crates ...**  
- Visit Our Website  
[www.midwesthomes4pets.com](http://www.midwesthomes4pets.com)



139R-BL INST (1211)